



FEBRUARY 27, 2017

TRADECAST CLIENT
PAKISTAN STOCK EXCHANGE LIMITED

CATALYST IT SOLUTIONS
CATALYST IT SOLUTIONS



TRADECAST CLIENT

USER GUIDE

VERSION 1.2

DISCLAIMER



REVISION HISTORY

Version	Date	Revision Description
v 1.0	18th September 2016	
v 1.1	12th August 2016	
v 1.2	27th February 2017	

Table of Contents

DISCLAIMER.....	2
REVISION HISTORY	3
1. SYSTEM.....	7
1.1 WELCOME.....	7
2. GETTING STARTED.....	11
3.1 USING THE SYSTEM... ..	16
3.1.1 MAIN WINDOW	16
3.2 FILE.....	19
3.2.1 PREFERENCES WINDOW.	19
3.2.2 CREATE PIN.	26
3.2.3 MODES.....	29
3.2.4 LOGOUT.....	30
3.3 VIEW.	30
3.4 ORDER.	39
3.4.1 BUY WINDOW.....	39

3.4.2	SELL WINDOW.....	40
3.4.3	LEVERAGE BUY WINDOW.....	42
3.4.4	SHORT SELL WINDOW.....	43
3.4.5	CANCEL ORDER WINDOW.....	44
3.4.6	ORDER IMPORT WINDOW.....	46
3.5	MONITOR.....	49
3.5.1	MARKET DEPTH BY PRICE.....	49
3.5.2	MARKET DEPTH BY ORDER.....	50
3.5.3	DETAILED QUOTE WINDOW.....	51
3.5.4	SCRIP BROWSE.....	53
3.5.5	SCRIP BROWSE (APPROVED SCRIP).....	54
3.5.6	TOP 30 MOVERS.....	55
3.5.7	SECTOR PERFORMANCE.....	56
3.5.8	INDICES SUMMARY.....	57
3.6	INQUIRY.....	58
3.6.1	EXPOSURE WATCH.....	59
3.6.2	OUTSTANDING LOG.....	61
3.6.3	TRADE LOG.....	63
3.6.4	ACTIVITY LOG.....	65
3.6.5	OHLC HISTORY.....	66
3.7	TOOLS.....	67
3.7.1	GRAPHS AND CHARTS.....	68
3.7.2	INDEX GRAPHS.....	69
3.7.3	SCRIP CANDLE CHART.....	70
3.7.4	COMPARISON GRAPH.....	71
3.7.5	SCRIP HISTORICAL CANDLE CHART.....	73
3.7.6	INDEX HISTORICAL CANDLE CHART.....	74
3.7.7	RESOTRE DEFAULT LAYOUT.....	75
3.7.8	TRADECAST BROWSER.....	75
3.8	THEMES.....	76

3.9	TICKERS.	77
3.9.1	UPPER CAPPED.	77
3.9.2	LOWER LOCKED.	78
3.9.3	TOP 30 MOVERS.	80
3.9.4	CUSTOM TICKER.	83
3.10	HELP.	84
3.10.1	SHORTCUT KEYS.	84
3.10.2	TOOLS.	86
5.1	LOGIN WINDOW.	91
6.1	USING THE SYSTEM.	93
6.1.1	MAIN WINDOW.	94
6.1.2	SETTING.	95
6.1.3	COMPANY SEARCH.	102
6.1.4	WATCHES.	104
6.1.5	INDICES.	110
6.1.6	LOGS.	111
6.1.7	LOGOUT.	114

1. SYSTEM DESIGN

CATALYST IT SOLUTIONS

1.1 WELCOME

1.1.1 INTRODUCTION

TradeCast client is a trading application which connects with the TradeCast Server. It shows buying and selling rate of shares with respect to its symbol. Within its Market Watch, it contains more detailed information about each share. The user can buy or sell their shares through this application.

Furthermore, the user can keep an eye on activities happening in the market. The detailed information about the features of TradeCast Client is described below.

1.1.2 INSTALLATION PROCEDURE


To install TradeCast client, Install JAVA in your System, after java installation open your web browser and type the given URL in URL bar. Download the application, before running, to make sure Marks, Main Data base, Date Base services is running and Connected to Trade Cast Server, now the following login screen will appear after the downloading has finished.

1. Minimum Hardware required

Ram	512 M.B
Processer	1.6 GHz
Hard drive Space	200 M.B
Operating System	Windows, Mac O.S

2. Java

Install Java from the following link




PAKISTAN STOCK EXCHANGE LIMITED
(formerly Karachi Stock Exchange Limited)


Exploring New Horizons
Scaling New Heights

Welcome to Pakistan Stock Exchange Online Trading
(formerly Karachi Stock Exchange Limited)


DOWNLOAD APPLICATION

Download Online Trading Application 


WEB LOGIN

Access Online Trading through Web 

CUSTOMER SUPPORT

Please contact your Broker/TREC Holder for any support related Issue. 

DOWNLOAD JAVA

You can Download Java version 8u40 

3. TradeCast URL

Install Trade Cast Client from the following link

<https://kits2.psx.com.pk/TradeCast/TradeCast.html>

The screenshot shows the Pakistan Stock Exchange (PSX) website interface. At the top left is the PSX logo with the text "PAKISTAN STOCK EXCHANGE LIMITED (Formerly Karachi Stock Exchange Limited)". The main header features the slogan "Exploring New Horizons Scaling New Heights" above a cityscape image. Below this is a welcome message: "Welcome to Pakistan Stock Exchange Online Trading (formerly Karachi Stock Exchange Limited)". The page is divided into four sections, each with a heading and a link icon:

- DOWNLOAD APPLICATION**: "Download Online Trading Application" with a green download icon.
- WEB LOGIN**: "Access Online Trading through Web" with a green login icon.
- CUSTOMER SUPPORT**: "Please contact your Broker/TREC Holder for any support related Issue." with a green support icon.
- DOWNLOAD JAVA**: "You can Download Java version 8u40" with a Java logo icon.

2. GETTING STARTED...

CATALYST IT SOLUTIONS

GETTING STARTED...

This section will let you know about the logging on and changing password of an Account.

2.1 LOGGING ON.

Using the 'Login Window' option, Contain login trade cast client to provided user name and password for trade buy, sell Leverage buy, Bunch order Short sell , Change , And Cancel Orders, and view market watch, Tickers, message window Etc. Login window option also provide forgot password option .



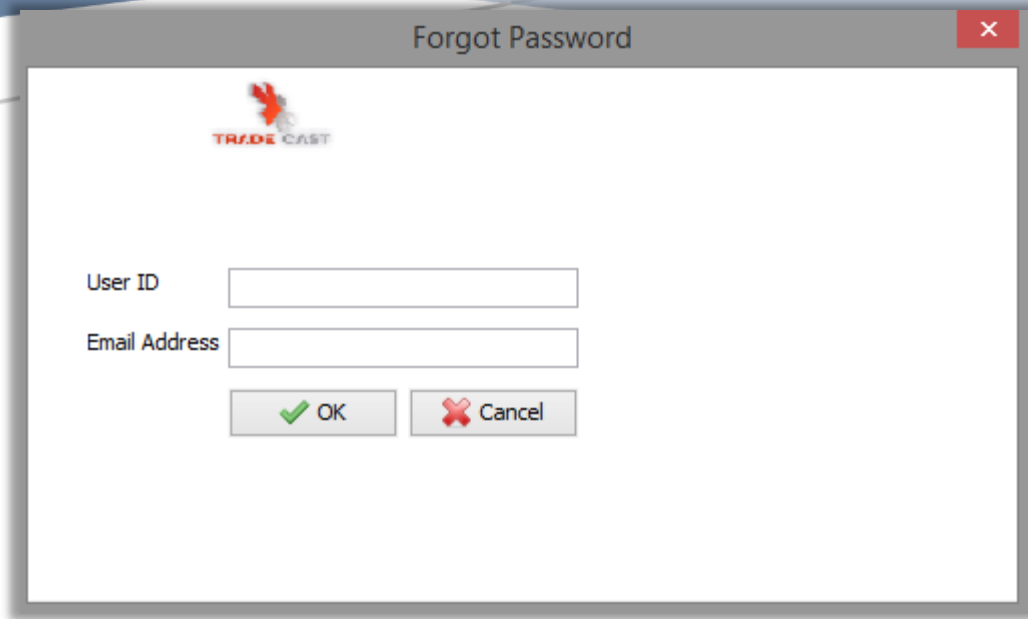
Field Name	Description
Logging On	
User ID	Provided 'user ID' type here.
Password	Provided user ID ' Password ' type here.
Login	Click ' Login ' User Profile will be displayed, along with your Name on the screen.
Cancel	Click ' Cancel ' button to Cancel User login Procedure.
Forgot	If you forgot the password, click on ' Forgot Password ' button.

NOTE: If User name or password is incorrect show message “Invalid Login Credentials!”

If you have three time wrong password account has been blocked “Your Password has been locked. Please contact administrator for further assistance!”

2.2 FOROT PASSWORD.

Using the 'Forgot Password' option, you can forgot your issue password, you can reset it using the email address to you registered in Trade Cast Server.



Field Name	Description
Forgot Password	
User ID	Enter the Current Provided TradeCast ' User ID '.
Email Address	Form this option, enter ' Email address ' those registered in the TradeCast Server.
Ok	Click ' OK ' button to send forgot password email to registered Email.
Cancel	Click ' Cancel ' button to Cancel Forget password Procedure.

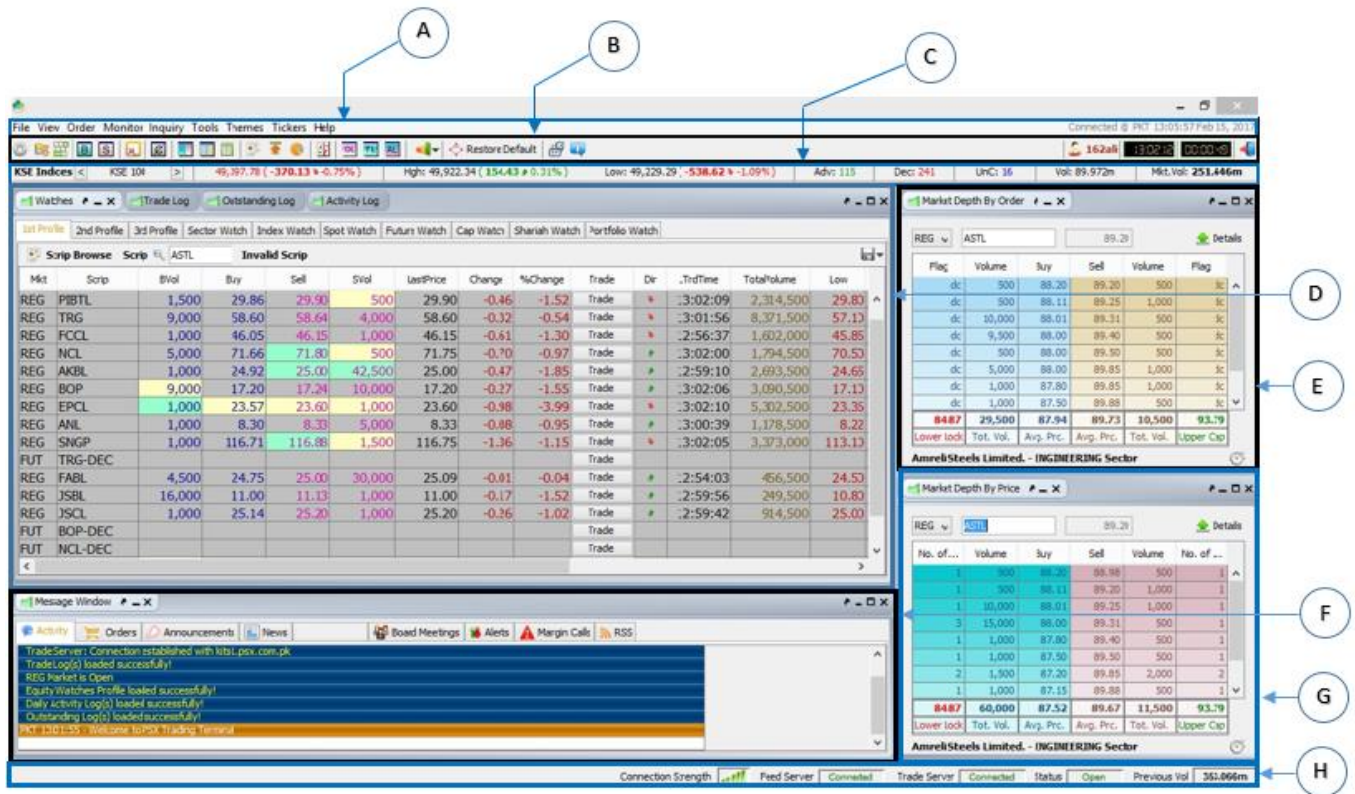
3. USING THE SYSTEM...

CATALYST IT SOLUTIONS

3.1 USING THE SYSTEM...

3.1.1 MAIN WINDOW

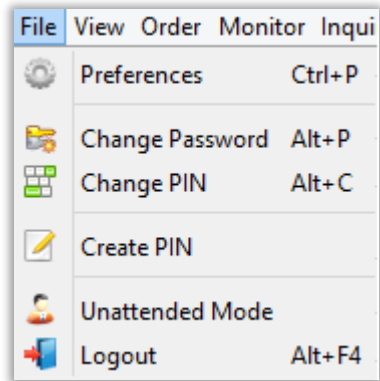
Using the 'Main Window' option, you can view all windows like watches, sector watch, Index watch, spot watch, Future watch, cap watch, Shariah watch, and portfolio watch. Trade log, Outstanding Log, Activity log, Scrip wise Market capital, Buy, sell, sell volume, last price, trade option, fundamentals, fundamentals and financial details view option. Tickers, Upper capped ticker, Lower Locked ticker, top 30 movers and Custom Ticker, Message window option, Activity, Orders, Announcements, News, House Messages, Board Meetings, Alerts, Margin Calls, RSS.



Field Name	Description
Main Window	

(A) Menu Bar	' Menu Bar ' Containing the File, View, Order, Monitor, Inquiry, Tools, Themes, Tickets, Help option.
(B) Tool Bar	' Tool Bar ' containing several tools.
(C) Index Bar	' Index bar ' containing index values.
(D) Watches	' Watches ' window containing several type of watches like ,Sector watch, Index watch, Spot watch, Future Watch, Cap watch, Shariah Watch, Portfolio Watch etc.
(E) Market Depth By Order	This option containing Market Scrip depth by order.
(F) Message Window	This option view all type of message like, Activity, Orders , News, Board meeting, Announcements, alerts etc.
(G) Market Depth By Price	This option containing Market Scrip depth by Price.
(H) Status Bar	This option view TradeCast Client Connectivity with Feed Server, TradeCast Server and also show Market status.

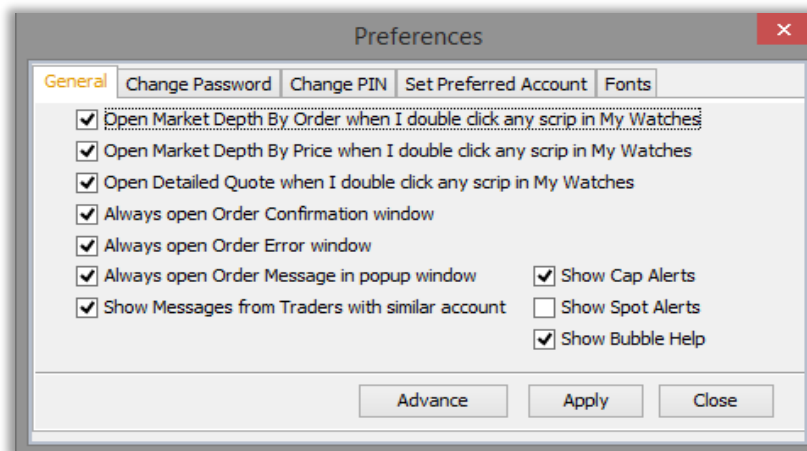
3.2 FILE.



3.2.1 PREFERENCES WINDOW.

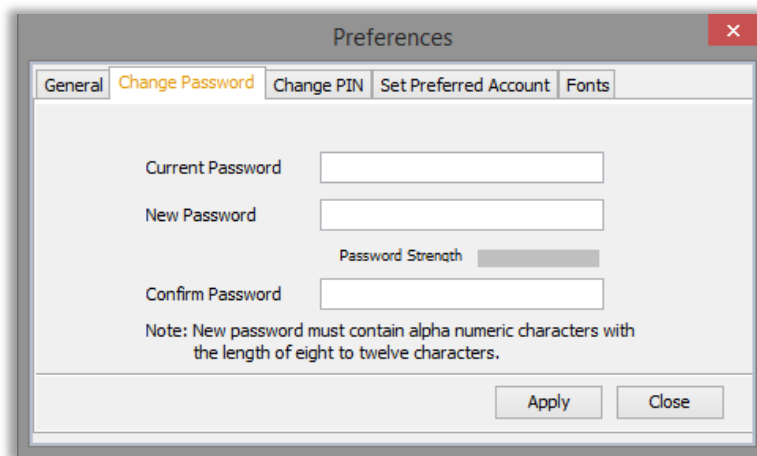
1. General

Using the 'Preferences Window' option, you can set Trade cast user setting to View and trading, orders, Error windows, order conformation, popup window, trade messages, cap alerts, spot alerts, show bubble help etc.



2. Change Password Window.

Using the 'Change Password Window' option, you can change your Trade cast user password, new password must contain alpha numeric characters with the length of eight to twelve characters, and new password and confirm password also matched.

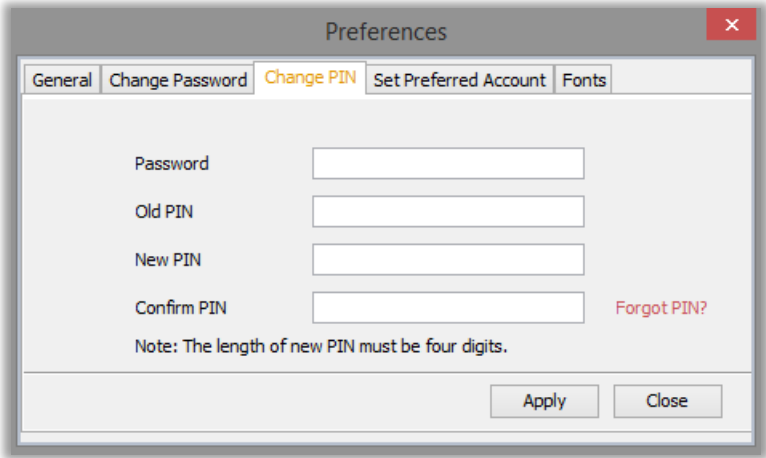


The image shows a 'Preferences' dialog box with a red close button in the top right corner. The 'Change Password' tab is selected and highlighted in orange. The dialog contains three text input fields: 'Current Password', 'New Password', and 'Confirm Password'. Below the 'New Password' field is a 'Password Strength' indicator, which is a horizontal bar that is currently empty. At the bottom of the dialog, there is a note: 'Note: New password must contain alpha numeric characters with the length of eight to twelve characters.' Below the note are two buttons: 'Apply' and 'Close'.

Field Name	Description
Change Password	
Current Password	Enter the Current User Password.
New Password	Enter ' New password ', new password must contain alpha numeric characters with the length of eight to twelve characters.
Confirm Password	Enter new password again to ' Confirm change password ', new password and confirm password also matched.
Apply	Click ' Apply ' button to change your current user password.
Close	Click ' Close ' button to Close Change password Form.

3. Change Pin Window.

Using the 'Change PIN Window' option, you can change your Trade cast user PIN, the length of new PIN must be four digits, Change PIN window option also provide forgot PIN Option,.

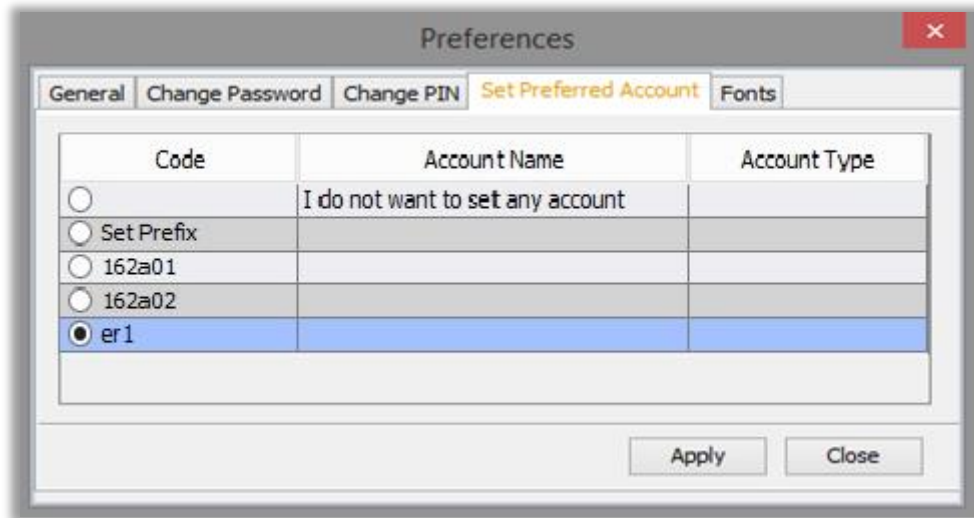


Field Name	Description
Change Pin	
Password	Enter the Current User Password.
Old pin	Enter ' Old PIN '.
New Pin	Enter ' New PIN ', new PIN must be four digits.
Confirm PIN	Enter Confirm PIN again to ' Confirm change PIN ', new PIN and confirm PIN should also matched

Apply	Click ' Apply ' button to change your Current User PIN.
Close	Click ' Close ' button to Close Change PIN Form.

4. Set Preferred Account Window.

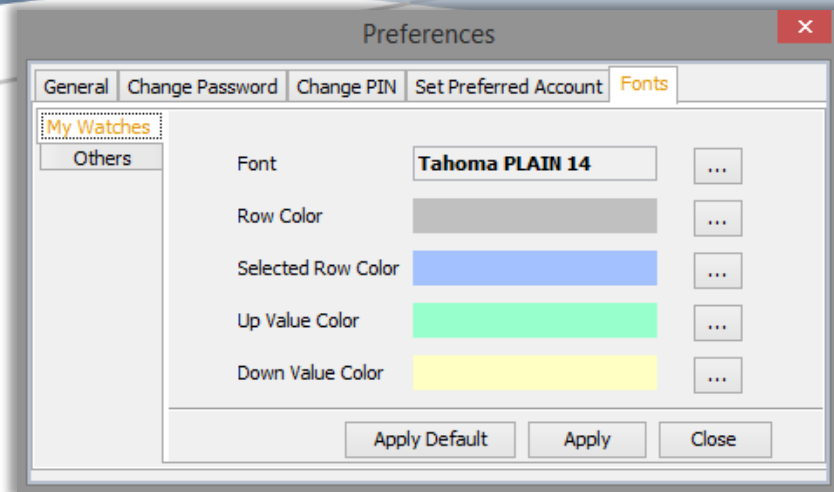
Using the 'Set Preferred Account Window' option you can set the default account for logs, orders window, exposure window and Etc.



Field Name	Description
Set Preferred Account	
Code	From this option select account for by default use in all type of orders window, exposure window, and logs.
Account name	From this option select ' Set Prefix ' from code list for set short name of accounts.
Apply	Click ' Apply ' button to change your default Account to use in all type of orders window, exposure window, and logs.
Close	Click ' Close ' button to Close Preferences Form.

5. Fonts Window (My Watches).

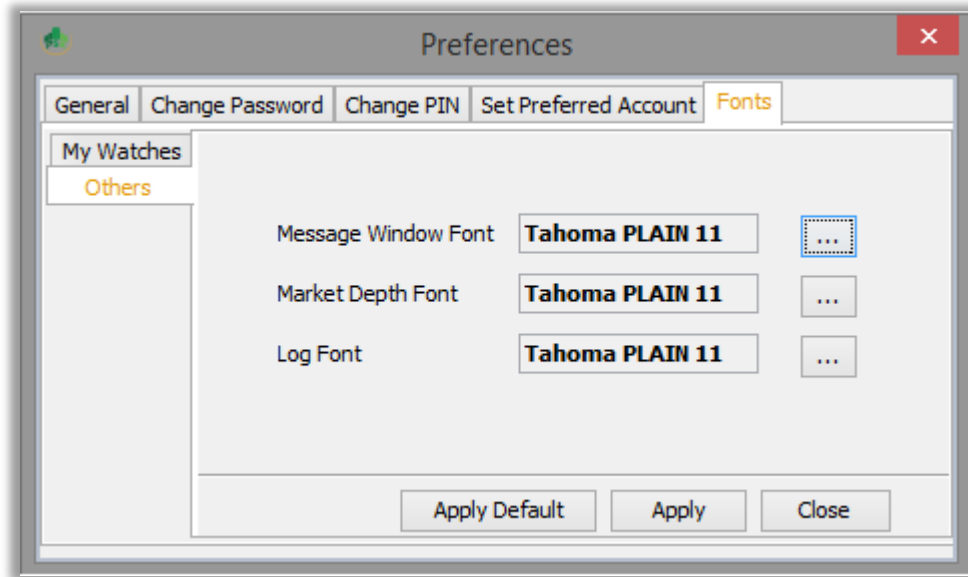
Using the 'Fonts Window (My Watches)' option, you can set Font family, Row Color, up value color, down value color and selected row color.



Field Name	Description
Fonts (My Watches)	
Font	From this option select ' Font ' for use in Tradecast client for logged in user.
Row Color	From this option select ' Row Color ' for use in Tradecast client for logged in user.
Selected Row Color	From this option select ' Selected Row Color ' for use in Tradecast client for logged in user.
Up Value color	From this option select ' Up Value Color ' for use in Tradecast client for logged in user.
Down Value Color	From this option select ' Down Value Color ' for use in Tradecast client for logged in user.
Apply Default	Click ' Apply Default ' button to Apply default fonts and colors.
Apply	Click ' Apply ' button to change your default fonts and colors setting.
Close	Click ' Close ' button to Close Preferences Form.

6. Fonts Window (Others).

Using the 'Fonts Window (Others)' option, you can set Font family, Message window font, Market depth font, Log font and Indices font.

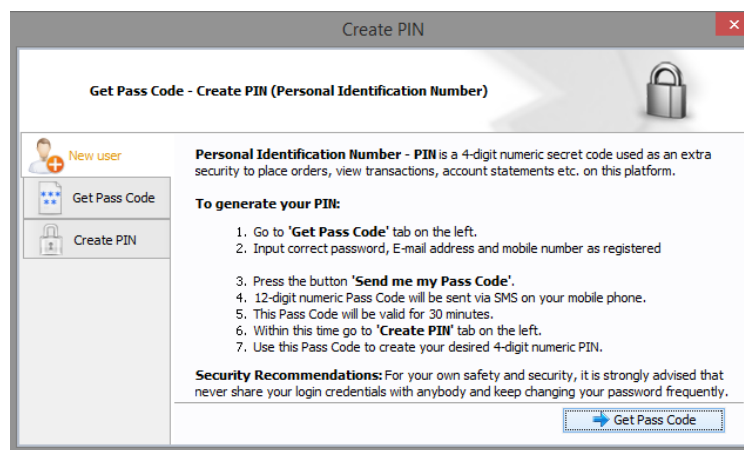


Field Name	Description
Fonts (Others)	
Message Window Font	From this option select ' Message Window Font ' for use in Tradecast client for logged in user.
Market Depth Font	From this option select ' Market Depth Font ' for use in Tradecast client for logged in user.
Log Font	From this option select ' Log Font ' for use in Tradecast client for logged in user.
Apply Default	Click ' Apply Default ' button to Apply default fonts and colors.
Apply	Click ' Apply ' button to change your default fonts and colors setting.
Close	Click ' Close ' button to Close Preferences Form.

3.2.2 CREATE PIN.

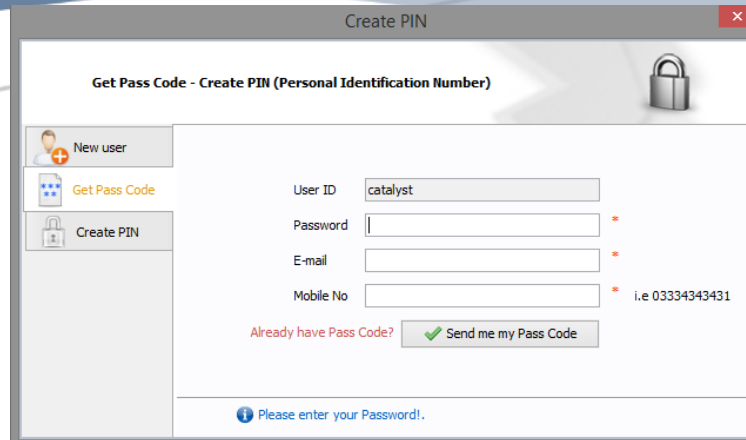
1. New User.

Using the 'New User' window, you can view the instructions for creating the PIN. By clicking the button of 'Get Pass Code' you will proceed to 'Get Pass Code' window.



2. Get Pass Code.

Using the 'Get Pass Code' window, you can enter Password, registered Email and registered Mobile No then click on 'Send me my Pass Code' button. From this form, Password, Email and Mobile No will be validated. After validation, a Pass Code will be received on registered Email and registered Mobile No. After receiving Pass Code click on 'Already have Pass Code' option, it will proceed to 'Create PIN' window.



Field Name	Description
Get Pass Code	
User ID	From this option view current logged in user.
Password	From this option enter ' Password ' for logged in user.
Email	From this option enter registered ' Email ' for the current user.
Mobile number	From this option enter registered ' Mobile number ' for the current user.
Send me my Pass Code	Click ' Send me my Pass Code ' button to Generate auto pass code and send pass code on registered email.
Already Have Pass Code?	Click on ' Already have Pass Code? ' option, it will proceed to 'Create PIN' window.

3. Create PIN.

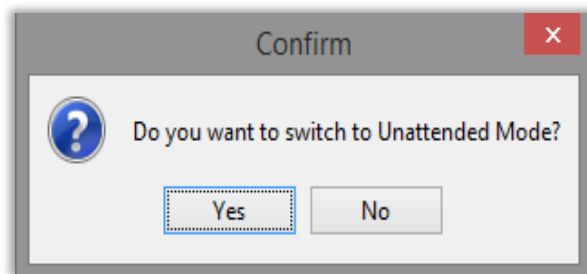
Using the 'Create PIN' window, you can enter received Pass Code, New PIN and Confirm PIN. Confirm Pin and New Pin will be matched. After complete entries click on 'Submit' button to create PIN Code. 'Don't have Pass Code?' option will re-direct to 'Get Pass Code' Window.

Field Name	Description
Create Pin	
Pass Code	From this option enter ' Pass Code ' that is received in email.
New Pin	Enter ' New PIN ', new PIN must be four digits.
Confirm Pin	Enter PIN again to ' Confirm change PIN ', new PIN and confirm PIN also matched.
Submit	Click ' Submit ' button to create new pin.
Don't have Pass code	Click ' Don't have pass code ' button to return pass code generated processes.

3.2.3 MODES.

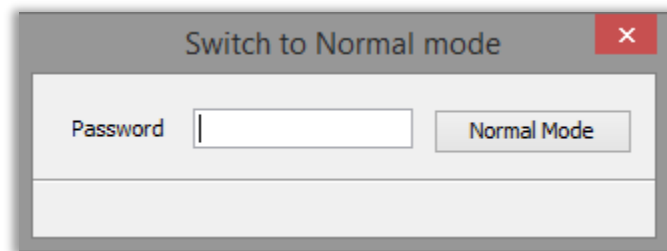
1. Unattended Mode.

Using the 'Unattended Mode' option, Trade Cast user will not be able to perform any transactional activity.



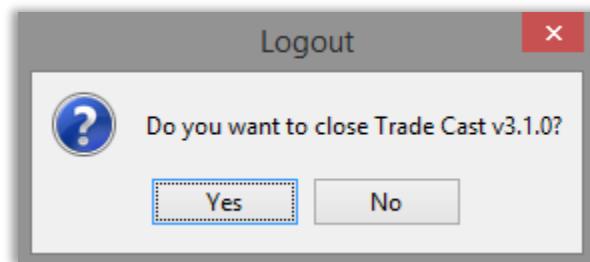
2. Normal Mode.

Using the 'Normal Mode' option, you can enter Trade cast user login password and click on 'Normal Mode' button. User will be able to Perform Transactional Activity.

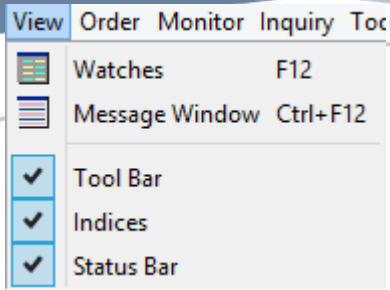


3.2.4 LOGOUT.

From 'Logout' window, the user can logged out by selecting 'Yes' and remain logged in by selecting 'No'.



3.3 VIEW.



3.3.1 Watches.

Mkt	Scrip	BVol	Buy	Sell	SVol	LastPrice	Change	%Change	Trade	Dir	LTrdTime	TotalVolume	Low	Average	High	TotTrd	LTrdVolume	ClosePrice	Open Price
REG	ASTL	500	88.54	88.75	1,500	88.54	0.72	0.82	Trade	↗	15:29:59	497,500	86.65	88.54	89.75	353	500	87.82	87.98
REG	PIBTL	5,000	29.51	29.58	2,000	29.59	-0.07	-0.24	Trade	↘	15:29:51	2,712,000	29.50	29.74	30.00	1,016	500	29.66	29.75
REG	TRG	235,000	58.35	58.44	500	58.35	1.47	2.58	Trade	↗	15:29:57	13,682,000	56.41	57.66	58.40	3,677	500	56.88	57.30
REG	FCCL	27,000	44.75	44.80	2,500	44.75	-0.78	-1.71	Trade	↘	15:29:59	2,934,000	44.75	45.03	45.70	841	9,500	45.53	44.90
REG	NCL	500	71.79	72.00	21,000	71.90	0.97	1.37	Trade	↗	15:29:56	1,061,500	70.26	71.98	72.50	436	2,500	70.93	70.26
REG	AKBL	14,000	24.65	24.75	5,000	24.80	-0.17	-0.68	Trade	↘	15:29:35	2,874,500	24.40	24.67	25.29	511	500	24.97	25.29
REG	BOP	11,500	17.05	17.08	4,500	17.08	0.10	0.59	Trade	↗	15:29:38	5,162,500	16.82	17.00	17.18	1,182	6,500	16.98	17.04
REG	EPCL	350,000	24.52			24.52	1.16	4.97	Trade	↗	15:17:34	5,545,000	22.60	24.00	24.52	1,282	1,000	23.36	23.85
REG	ANL	1,000	8.24	8.25	18,000	8.25	0.07	0.86	Trade	↗	15:29:59	3,636,500	8.10	8.37	8.65	1,051	6,500	8.18	8.20
REG	SNGP	2,000	114.71	114.75	1,000	114.75	-0.35	-0.30	Trade	↘	15:29:59	2,611,500	114.60	115.47	116.90	1,346	500	115.10	115.90
FUT	TRG-DEC								Trade										
REG	FABL	5,500	24.81	24.99	500	24.99	0.29	1.17	Trade	↗	15:28:50	1,301,500	24.41	24.86	25.48	286	500	24.70	24.65
REG	JSBL	1,000	11.01	11.09	1,000	10.95	0.16	1.48	Trade	↗	14:59:46	168,000	10.95	11.05	11.10	28	2,500	10.79	11.10
REG	JSCL	500	25.25	25.39	500	25.16	0.12	0.48	Trade	↗	15:29:50	1,288,000	24.82	25.09	25.45	453	500	25.04	25.05
FUT	BOP-DEC								Trade										
FUT	NCL-DEC								Trade										
REG	PAEL	4,500	88.75	88.99	500	88.75	0.63	0.71	Trade	↗	15:29:52	2,645,500	87.30	88.34	89.10	894	500	88.12	88.50

Using the 'Watches' option you can open Market Watch.

Field Name	Description
1st Profile, 2nd Profile and 3rd Profile	
Profile	In watches option '1 st profile, 2 nd profile and 3 rd profile' option client set Scrip for showing customize scrip.

1. Sector Watch

Mkt	Scrip	BVol	Buy	Sell	SVol	LastPrice	Change	%Change	Trade	Dir	LTrdTime	TotalVolume	Low	Average	High	TotTrd	LTrdVolume	ClosePrice	Open Price
REG	ACPL					362.00	13.90	3.99	Trade	↕	14:44:22	5,300	350.00	358.91	363.00	17	100	173.08	350.00
REG	BWCL					279.85	-4.42	-1.55	Trade	↘	15:27:09	62,700	278.00	281.11	289.40	163	100	135.00	289.40
REG	CHCC					178.86	-1.27	-0.71	Trade	↕	15:26:26	940,100	178.00	178.35	181.00	157	500	91.38	181.00
REG	DBCI								Trade										
REG	DCL					34.47	-1.49	-4.14	Trade	↕	15:29:58	13,438,000	33.85	35.42	36.86	3,638	500	13.83	35.99
REG	DGKC					236.25	-2.99	-1.25	Trade	↕	15:29:53	2,943,100	234.10	238.63	243.00	1,866	400	149.48	239.00
REG	DNCC					17.36	0.26	1.52	Trade	↕	15:13:15	50,000	17.10	17.34	17.45	14	500	10.08	17.40
REG	FCCL					44.88	-0.78	-1.71	Trade	↘	15:29:59	2,934,000	44.75	45.03	45.70	841	9,500	37.68	44.90
REG	FECTC					123.75	0.53	0.43	Trade	↕	14:45:09	13,600	120.25	122.48	123.75	23	500	81.27	122.00
REG	FLYNG					17.23	1.00	6.16	Trade	↕	15:28:58	2,127,000	16.49	17.07	17.23	616	500	7.85	16.49
REG	GWLC					64.43	3.07	5.00	Trade	↕	15:10:34	3,925,000	61.50	64.00	64.47	447	71,500	46.00	63.00
REG	JVDC					37.36	0.89	2.44	Trade	↘	15:27:12	123,500	36.10	37.77	38.33	80	2,000	30.14	36.10
REG	JVDCPS						0.00	0.00	Trade	↕								18.25	
REG	KOHC					268.00	-0.46	-0.17	Trade	↕	15:26:46	144,100	265.00	268.66	276.00	109	100	244.35	269.99
REG	LUCK					861.14	3.39	0.40	Trade	↘	15:29:59	397,100	853.50	860.97	865.00	509	200	501.98	854.72
REG	MLCF					128.59	-0.62	-0.48	Trade	↘	15:29:40	193,300	127.01	129.50	131.90	296	600	79.05	129.39
REG	PAKCEM								Trade										
REG	PIOC					142.00	1.72	1.23	Trade	↘	15:28:57	41,400	140.30	141.60	143.00	44	6,900	90.18	141.90
REG	POWER					21.75	1.03	4.97	Trade	↕	15:29:27	7,815,500	21.26	21.55	21.75	930	1,000	9.20	21.50
REG	SMCPL					11.13	0.26	2.39	Trade	↘	15:29:10	967,500	10.90	11.19	11.45	371	2,500	11.59	11.15
REG	THCCL					43.99	2.09	4.99	Trade	↕	14:44:11	164,500	43.99	43.99	43.99	215	500	24.37	43.99
REG	ZELP								Trade										

Field Name	Description
Sector Watch	
Sector watch	In watches option 'Sector Watch' view and search market data sector and scrip wise.

2. Index watch

Mkt	Scrip	BVol	Buy	Sell	SVol	LastPrice	Change	%Change	Trade	Dir	LTrdTime	TotalVolume	Low	Average	High	TotTrd	LTrdVolume	ClosePrice	Open Price	State	Flag
REG	ABL					106.00	1.02	0.97	Trade	↘	15:22:49	393,600	106.00	106.00	106.74	221	3,700	92.60	106.00	OPN	
REG	ABOT					997.16	23.35	2.40	Trade	↗	15:26:51	4,750	966.50	993.70	1,009.90	43	150	646.00	985.00	OPN	
REG	AHCL					45.41	0.81	1.82	Trade	↗	15:29:37	203,500	44.51	45.57	46.00	115	1,000	48.92	44.51	OPN	
REG	AICL					75.47	0.85	1.14	Trade	↗	15:29:33	493,000	74.00	74.90	76.00	183	2,500	57.92	75.00	OPN	
REG	AKBL					24.54	-0.17	-0.69	Trade	↗	15:29:35	2,874,500	24.40	24.67	25.29	511	500	21.50	25.29	OPN	
REG	APL					631.32	4.60	0.73	Trade	↗	15:29:54	32,700	630.00	633.63	637.00	172	150	480.01	631.00	OPN	
REG	ARM					26.00	0.00	0.00	Trade	↗	14:26:16	6,500	26.00	25.48	26.00	5	1,000	26.18	26.00	OPN	
REG	ASRL								Trade												
REG	ATRL					463.83	12.44	2.76	Trade	↘	15:29:54	774,500	447.15	459.24	465.00	1,335	300	206.53	454.00	OPN	
REG	BAFL					40.69	0.50	1.24	Trade	↘	15:29:10	186,500	39.71	40.35	40.85	101	1,500	29.21	40.84	OPN	
REG	BAHL					53.96	-1.10	-2.00	Trade	↘	15:29:49	372,500	53.26	54.20	57.00	214	500	43.48	57.00	OPN	
REG	BATA					3,950.00	-150.00	-3.66	Trade	↘	15:29:46	40	3,950.00	4,000.00	4,050.00	2	20	3,200.00	4,050.00	OPN	
REG	BNWM					73.06	0.15	0.21	Trade	↗	15:04:07	12,000	73.02	73.46	74.00	13	3,500	50.06	73.25	OPN	
REG	BOP					16.97	0.10	0.59	Trade	↗	15:29:38	5,162,500	16.82	17.00	17.18	1,182	6,500	8.82	17.04	OPN	
REG	BWCL					279.85	-4.42	-1.55	Trade	↗	15:27:09	62,700	278.00	281.11	289.40	163	100	135.00	289.40	OPN	
REG	CHCC					178.86	-1.27	-0.71	Trade	↗	15:26:26	940,100	178.00	178.35	181.00	157	500	91.38	181.00	OPN	
REG	COLG					2,000.00	15.00	0.76	Trade	↗	12:45:08	200	1,985.00	1,995.50	2,000.00	5	20	1,494.80	1,985.00	OPN	
REG	CPPL					317.00	2.95	0.94	Trade	↘	15:25:56	11,900	312.50	314.67	317.99	38	300	331.91	315.00	OPN	
REG	CSAP					208.26	3.22	1.57	Trade	↗	15:29:51	407,500	205.30	208.68	212.01	683	500	119.42	207.00	OPN	
REG	DAWH					160.85	0.96	0.60	Trade	↗	15:28:55	193,800	158.80	160.83	162.00	307	1,000	119.09	159.90	OPN	
REG	DCR					10.99	0.15	1.38	Trade	↗	15:25:51	489,000	10.80	10.94	11.00	43	67,000	10.43	10.95	OPN	
REG	DGKC					236.25	-2.99	-1.25	Trade	↗	15:29:53	2,943,100	234.10	238.63	243.00	1,866	400	149.48	239.00	OPN	
REG	EFERT					69.29	1.06	1.55	Trade	↗	15:29:58	2,864,500	68.31	68.90	69.45	905	1,500	84.81	68.49	OPN	
REG	EFOODS					193.24	1.35	0.70	Trade	↗	15:29:53	995,600	191.01	193.14	194.69	1,296	500	149.50	192.99	OPN	
REG	EFUG					153.99	4.00	2.67	Trade	↗	15:28:42	193,500	152.50	155.60	157.50	349	500	145.92	157.50	OPN	
REG	ENGRO					379.34	4.79	1.28	Trade	↘	15:29:57	1,334,000	373.01	379.07	381.50	1,294	1,000	277.86	376.00	OPN	

Field Name	Description
Index Watch	
Index Watch	In watches option ' Index Watch ', view and search Scrip Wise market data KSE 30index, 100 index and KMI30 Index wise.

3. Future Watch

Mkt	Scrip	BVol	Buy	Sell	SVol	LastPrice	Change	%Change	Trade	Dir	LTRTime	TotalVolume	Low	Average	High	TotTrd	LTRdVolume	ClosePrice	State	Flag
FUT	AKBL-FEB					24.72	-0.18	-0.72	Trade	↘	15:29:41	456,000	23.75	24.75	25.44	116	500	21.20	OPN	
FUT	ASTL-FEB					88.75	1.97	2.27	Trade	↗	15:29:54	552,500	86.40	88.45	89.50	298	500	88.89	OPN	
FUT	ATRL-FEB					464.83	11.96	2.64	Trade	↗	15:29:56	1,224,500	448.50	459.89	466.00	1,497	1,000	207.53	OPN	
FUT	BAFL-FEB					40.81	0.15	0.37	Trade	↗	15:29:27	49,500	39.95	40.44	41.24	35	500	26.91	OPN	
FUT	BOP-FEB					17.04	0.05	0.29	Trade	↘	15:29:35	3,380,500	16.90	17.04	17.22	702	5,000	8.31	OPN	
FUT	DGKC-FEB					236.58	-2.44	-1.02	Trade	↘	15:29:30	2,387,500	234.70	239.15	242.80	1,357	1,000	144.75	OPN	
FUT	EFERT-FEB					69.34	1.32	1.94	Trade	↗	15:29:52	467,000	68.03	68.97	69.45	243	500	77.85	OPN	
FUT	EFOODS-FEB					193.77	1.61	0.84	Trade	↗	15:29:55	595,500	191.26	193.72	195.25	570	10,000	139.20	OPN	
FUT	ENGRO-FEB					380.63	4.97	1.32	Trade	↗	15:29:59	1,013,500	374.00	379.37	382.00	951	5,500	257.59	OPN	
FUT	FATIMA-FEB					38.53	0.00	0.00	Trade	↗	15:28:35	12,500	38.50	38.58	39.00	9	3,500	38.00	OPN	
FUT	FCCL-FEB					45.01	-0.64	-1.40	Trade	↘	15:29:04	470,000	44.90	45.19	45.99	223	500	37.10	OPN	
FUT	FFBL-FEB					57.80	-0.95	-1.62	Trade	↘	15:28:39	1,209,500	57.50	58.74	59.70	454	3,000	47.87	OPN	
FUT	FFC-FEB					111.94	0.28	0.25	Trade	↘	15:28:19	44,000	111.55	111.89	112.00	55	500	110.04	OPN	
FUT	HASCOL-FEB					355.56	3.90	1.11	Trade	↗	15:29:53	745,500	352.25	355.67	358.50	843	500	347.50	OPN	
FUT	HBL-FEB					268.44	2.51	0.94	Trade	↘	14:46:21	22,500	265.00	268.30	270.00	15	500	178.12	OPN	
FUT	HUBC-FEB					135.51	0.50	0.37	Trade	↘	15:29:48	18,000	135.50	136.57	136.50	10	2,500	100.93	OPN	
FUT	ISL-FEB					150.34	0.49	0.33	Trade	↘	15:29:54	4,913,000	142.05	146.27	151.90	3,648	1,000	112.41	OPN	
FUT	KAPCO-FEB					82.27	0.00	0.00	Trade	↕								83.36	OPN	
FUT	KEL-FEB					9.90	0.02	0.20	Trade	↗	15:29:26	2,240,500	9.84	9.91	10.05	345	500	7.14	OPN	
FUT	MCB-FEB					226.15	1.88	0.84	Trade	↘	14:29:26	35,500	224.50	226.14	226.85	36	1,000	244.24	OPN	
FUT	MLCF-FEB					129.16	-0.56	-0.43	Trade	↘	15:29:28	153,000	128.04	129.66	131.75	157	1,000	80.37	OPN	
FUT	NBP-FEB					82.03	0.43	0.53	Trade	↘	15:28:04	257,500	81.15	81.77	82.15	128	1,000	53.00	OPN	
FUT	NCL-FEB					72.22	0.95	1.33	Trade	↗	15:29:56	580,500	70.50	71.87	72.65	270	1,000	36.36	OPN	
FUT	NML-FEB					183.12	-0.48	-0.26	Trade	↘	15:29:55	696,000	180.01	183.27	185.00	611	500	98.00	OPN	
FUT	OGDC-FEB					157.83	1.10	0.70	Trade	↘	15:29:34	117,000	156.00	157.33	158.02	73	1,500	103.77	OPN	
FUT	PAEL-FEB					88.78	0.53	0.60	Trade	↗	15:29:55	1,763,500	87.50	88.49	89.00	632	2,000	59.02	OPN	

Field Name	Description
Index Watch	
Future Watch	In watches option 'Future Watch' view and search market data Future market wise. And compare future and Reg market data.

4. Cap Watch

Mkt	Scrip	BVol	Buy	Sell	SVol	LastPrice	Change	%Change	Trade	Dir	LTrdTime	TotalVolume	Low	Average	High	TotTrd	LTrdVolume	ClosePrice	Open Price	State	Flag
ODL	THCL					43.99	2.09	4.99	Trade	→	14:38:43	562	43.99	43.99	43.99	11	63	41.90	43.99	OPN	
ODL	MTL					1,052.78	50.13	5.00	Trade	→	13:23:51	126	1,030.00	1,050.69	1,052.78	11	1	1,002.65	1,030.00	OPN	
ODL	MTIL					4.87	1.00	25.84	Trade	→	13:24:03	2	4.86	4.87	4.87	2	1	3.87	4.86	OPN	
ODL	POWER					21.75	1.03	4.97	Trade	→	14:35:31	574	21.69	21.75	21.75	9	75	20.72	21.69	OPN	
ODL	AHL					99.15	4.72	5.00	Trade	→	13:53:36	253	94.25	98.15	99.15	9	8	94.43	94.25	OPN	
ODL	ECOP					29.40	1.40	5.00	Trade	→	15:29:49	1,658	27.00	28.50	29.40	20	95	28.00	29.00	OPN	
ODL	JOPP					40.47	1.92	4.98	Trade	→	13:33:47	1	40.47	40.47	40.47	1	1	38.55	40.47	OPN	
Lower Locked: 8																					
Mkt	Scrip	BVol	Buy	Sell	SVol	LastPrice	Change	%Change	Trade	Dir	LTrdTime	TotalVolume	Low	Average	High	TotTrd	LTrdVolume	ClosePrice	Open Price	State	Flag
ODL	THAS					41.82	2.20	5.55	Trade	→	11:40:30	568	46.22	45.69	46.22	2	69	44.02	46.22	OPN	
ODL	DLL					232.75	-12.24	-5.00	Trade	→	15:28:34	84	232.75	232.90	233.00	8	40	244.99	233.00	OPN	
ODL	FPJM					9.47	-1.00	-9.55	Trade	→	12:04:48	300	9.47	9.47	9.47	2	299	10.47	9.47	OPN	
ODL	DINT					109.73	-5.77	-5.00	Trade	→	12:42:32	10	109.73	109.73	109.73	1	10	115.50	109.73	OPN	
ODL	ASHT					8.50	-1.00	-10.53	Trade	→	10:37:14	333	8.50	8.50	8.50	2	84	9.50	8.50	OPN	
ODL	UVIC					16.00	-1.00	-5.88	Trade	→	13:21:07	50	16.00	16.00	16.00	1	50	17.00	16.00	OPN	
ODL	DJIL					32.27	-1.69	-4.98	Trade	→	11:51:26	206	32.27	32.66	33.00	4	5	33.96	33.00	OPN	
ODL	STJT					175.17	-9.21	-5.00	Trade	→	13:17:50	2	175.17	175.17	175.17	1	2	184.38	175.17	OPN	

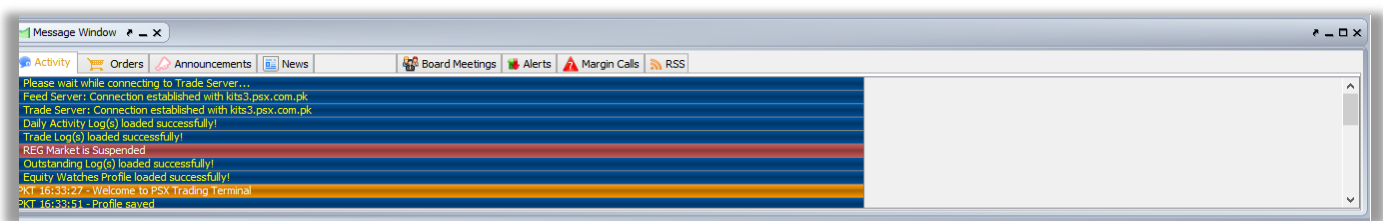
Field Name	Description
Cap Watch	
Cap Watch	In watches option 'Cap Watch' view and search Cap Symbols Market and scrip wise.

5. Shariah Watch

Watches																					
Shariah Watch																					
Scrip ABOT Abbot Laboratories Pak Ltd. - PHARMACEUTICALS Sector																					
Mkt	Scrp	BVol	Buy	Sell	SVol	LastPrice	Change	%Change	Trade	Dir	LTrdTime	TotalVolume	Low	Average	High	TotTrd	LTrdVolume	ClosePrice	Open Price	State	Flag
REG	ABOT					997.16	23.35	2.40	Trade	↗	15:26:51	4,750	966.50	993.70	1,009.90	43	150	646.00	985.00	OPN	
REG	ACPL					362.00	13.90	3.99	Trade	↗	14:44:22	5,300	350.00	358.91	363.00	17	100	173.08	350.00	OPN	
REG	ADAMS					53.13	0.76	1.45	Trade	↘	15:24:48	203,500	50.25	52.38	54.40	145	1,000	23.08	53.50	OPN	
REG	ADMM						0.00	0.00	Trade	↔								65.50		OPN	
REG	AGIL					299.81	-0.86	-0.29	Trade	↘	15:29:24	4,500	295.01	299.75	300.00	11	100	200.00	295.01	OPN	
REG	AGTL					576.05	9.91	1.75	Trade	↗	15:29:42	29,300	568.00	575.09	579.00	229	50	424.00	569.00	OPN	
REG	AKZO					267.33	-0.35	-0.13	Trade	↗	15:29:45	69,500	263.00	265.95	269.50	189	100	227.56	269.50	OPN	
REG	ALTN					39.00	-0.05	-0.13	Trade	↗	15:16:48	25,500	38.55	39.48	40.00	10	500	36.15	39.00	OPN	
REG	APL					631.32	4.60	0.73	Trade	↗	15:29:54	32,700	630.00	633.63	637.00	172	150	480.01	631.00	OPN	
REG	ARPL					685.00	6.50	0.96	Trade	↗	12:44:54	1,600	668.60	680.10	685.00	10	100	452.28	671.50	OPN	
REG	ATBA						0.00	0.00	Trade	↔								770.00		OPN	
REG	ATLH					577.04	19.77	3.55	Trade	↗	15:29:43	3,200	561.00	570.82	580.00	19	50	390.00	561.00	OPN	
REG	ATRL					463.83	12.44	2.76	Trade	↘	15:29:54	774,500	447.15	459.24	465.00	1,335	300	206.53	454.00	OPN	
REG	AVN					55.02	2.62	5.00	Trade	↗	15:09:02	551,500	51.55	54.03	55.02	213	1,000	38.14	52.50	OPN	
REG	BAPL					16.10	1.00	6.62	Trade	↗	15:01:54	421,000	15.35	16.04	16.10	191	3,000	6.31	16.10	OPN	
REG	BATA					3,950.00	-150.00	-3.66	Trade	↘	15:29:46	40	3,950.00	4,000.00	4,050.00	2	20	3,200.00	4,050.00	OPN	
REG	BCML						0.00	0.00	Trade	↔								39.00		OPN	
REG	BIPL					13.10	0.00	0.00	Trade	↘	14:10:34	12,000	13.10	13.28	13.50	14	500	11.07	13.50	OPN	
REG	BNWM					73.06	0.15	0.21	Trade	↘	15:04:07	12,000	73.02	73.46	74.00	13	3,500	50.06	73.25	OPN	
REG	BPL					71.05	1.24	1.78	Trade	↘	15:27:24	15,500	69.00	71.34	72.49	21	500	70.47	69.01	OPN	
REG	BRR					9.01	0.20	2.27	Trade	↘	15:29:25	88,500	8.91	9.08	9.80	48	8,000	7.10	8.99	OPN	
REG	BWHL					126.25	-2.25	-1.75	Trade	↘	10:39:04	100	124.00	124.00	124.00	1	100	70.53	124.00	OPN	
REG	CHCC					178.86	-1.27	-0.71	Trade	↗	15:26:26	940,100	178.00	178.35	181.00	157	500	91.38	181.00	OPN	
REG	CPPL					317.00	2.95	0.94	Trade	↘	15:25:56	11,900	312.50	314.67	317.99	38	300	331.91	315.00	OPN	
REG	CSM					4.21	-0.19	-4.32	Trade	↘	15:29:56	14,500	4.01	4.24	4.68	16	500	1.96	4.01	OPN	
REG	CSUML								Trade												

3.3.2 MESSAGE WINDOW.


Using the 'Message Window' option if message window close in TardeCast client main screen you can re-open Message window from this option.



Field Name	Description
Message Window	
Message Window	In ' Message Window ' view All type of message like tradecast Activity, orders, Announcements, news, board meeting, alerts etc.

3.3.3 TOOL BAR.

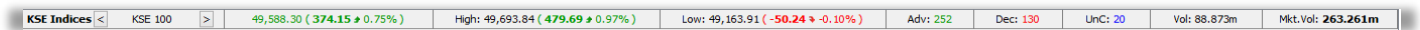
Using the '**Tool bar**' option can check/ uncheck for hide and show tool bar in TardeCast client main window.



Field Name	Description
Tool bar	
Tool Bar	Tool Bar containing several tools.

3.3.4 INDICES.

Using the 'Indices' option can check/ uncheck for hide and show indices bar in TardeCast client main window.



Field Name	Description
Indices	
Indices	Index bar containing index values.

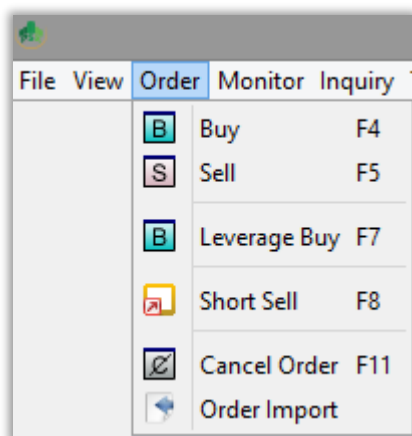
3.3.5 STATUS BAR.

Using the '**Status bar**' option can check/ uncheck for hide and show Status bar in TardeCast client main window.



Field Name	Description
Status Bar	
Status Bar	This option view TradeCast Client Connectivity with Feed Server, TradeCast Server and also show Market status.

3.4 ORDER.



3.4.1 BUY WINDOW.

Using the 'Buy' Window facilitates the Tradecast User to place buy order in various markets and order types by defining desired volume and price in listed financial instruments (Scrip).

Like every transactional activity in the trade cast user terminal, this type of transactional activity is also protected by PIN Code.

This window also facilitate the user,

- View live market Feed along with the last trade, lower lock, upper cap of particular financial instrument (Scrip).
- To define disclose volume for iceberg orders.
- To define limit price for contingent orders.

Buy (Pakistan Petroleum Limited.(XD) - OIL & GAS EXPLORATION COMPANIES)

Market	Order Type	Volume	Scrip	Price	Account	PIN	
REG	Limit	100	PPL	170	12345	••••	
Disc Volume	0	Limit Price	0	<input type="checkbox"/> Save PIN	Send Order		
Buy Vol	Buy	Sell	Sell Vol	Change	Last Trade	Lower Lock	Upper Cap
0	0.00	0.00	0	0.63	175.16	166.41	183.91

Please enter Price. [Forgot PIN?](#) [Settings](#)

Field Name	Description
Buy Window	
Market	Select ' Market ' from this option.
Order Type	Select ' Order Type ' from this option.
Volume	From this option, enter buy volume.
Scrip	From this option, enter buying Scrip.
Price	From this option, enter buying price.
Account	Select ' Account ' for buy order.
PIN	From this option enter registered PIN number.
Send Order	Click ' Send Order ' button to place Buy order in market.

3.4.2 SELL WINDOW.

Using the 'Sell' Window facilitates the Tradecast User to place Sell order in various markets and order types by defining desired volume and price in listed financial instruments (Scrip).

Like every transactional activity in the trade cast user terminal, this type of transactional activity is also protected by PIN Code.

This window also facilitate the user,

- View live market Feed along with the last trade, lower lock, upper cap of particular financial instrument (Scrip).
- To define disclose volume for iceberg orders.
- To define limit price for contingent orders.



Field Name	Description
Sell Window	
Market	Select ' Market ' from this option.
Order Type	Select ' Order Type ' from this option.
Volume	From this option, enter Sell volume.
Scrip	From this option, enter Selling Scrip.
Price	From this option, enter Selling price.
Account	Select ' Account ' for Sell order.
PIN	From this option enter registered PIN number.
Send Order	Click ' Send Order ' button to place Sell order in market.

3.4.3 LEVERAGE BUY WINDOW.

Using the 'Leverage Buy' Window facilitates the TradeCast User to place Leverage buy order in various markets and order types by defining desired volume and price in listed financial instruments (Scrip).

Separate Leverage Buy window facilitate the user to place quick orders in leverage Buy market.

Like every transactional activity in the trade cast user terminal, this type of transactional activity is also protected by PIN Code.

This window also facilitate the user,

- View live market Feed along with the last trade, lower lock, upper cap of particular financial instrument (Scrip).
- To define disclose volume for iceberg orders.
- To define limit price for contingent orders.

Market	Order Type	Volume	Scrip	Price	Account	PIN
REG	Limit	100	HBL	260.00	12345	••••

Disc Volume	0	Limit Price	0	<input type="checkbox"/> Save PIN	Send Order
-------------	---	-------------	---	-----------------------------------	------------

Buy Vol	Buy	Sell	Sell Vol	Change	Last Trade	Lower Lock	Upper Cap
0	0.00	0.00	0	2.73	268.37	254.96	281.78

Field Name	Description
Leverage Buy Window	
Market	Select ' Market ' from this option.
Order Type	Select ' Order Type ' from this option.
Volume	From this option, enter Leverage Buy volume.
Scrip	From this option, enter Leverage Buy Scrip.
Price	From this option, enter Leverage Buy price.
Account	Select ' Account ' for Leverage Buy order.
PIN	From this option enter registered PIN number.
Send Order	Click ' Send Order ' button to place Leverage Buy order in market.

3.4.4 SHORT SELL WINDOW.

Using the 'Short Sell' window is rather similar to the Sell window except the fact that order placed through this window intimates the exchange that the particular Sell order is a Short sell Order – short sell order is the order in which trader does not contain the holding of the particular financial instrument (Scrip).

Field Name	Description
Short Sell Window	
Market	Select ' Market ' from this option.
Order Type	Select ' Order Type ' from this option.
Volume	From this option, enter Short Sell volume.
Scrip	From this option, enter Short Sell Scrip.
Price	From this option, enter Short Sell price.
Account	Select ' Account ' for Short Sell order.
PIN	From this option enter registered PIN number.
Send Order	Click ' Send Order ' button to place Short Sell order in market.

3.4.5 CANCEL ORDER WINDOW.

Using the 'Cancel Order' window allows the user to cancel any specific order.

Field Name	Description
Cancel Order Window	
Order No	From this option enter ' Order No ' and press enter, this will fill whole order information in relevant fields.
Cancel Order	Click ' Cancel Order ' button to cancel order from market.

3.4.6 ORDER IMPORT WINDOW.

Using the 'Order Import' Window, you should first export your outstanding orders from 'outstanding log window' to using export option or make export file using below specification.

Order export file should be in text format, a tuple should be new line carriage return with each value separated via semicolon.

Sample is below:

REG;NML;118.25;1000;AC01;BUY

REG;OGDC;138.36;5000;ZW01;BUY

REG;BOK;9.32;2000;B902;SEL

REG;PPL;158.63;10000;MK02;BUY

File column position and description

S. No	Filed	Type	Description	Example
1	Market	Text	Market name provide here	REG / FUT / ODL
2	Symbol	Text	Symbol name provide here	PPL / OGDC / NML
3	Price	Number	Symbol price provide here, it should be decimal number	16.75 / 872.00 / 32.94
4	Volume	Number	Order volume provide here, it should be whole number	100 / 1500 / 5000
5	Account	Text	Account provided here	AK00 / 052019
6	Type	Text	Order type provide here, it should be BUY / SEL	BUY / SEL

Place required orders from files which is export or make by specification, all the orders in file will place in market.

Order Import

Market: ALL Scrip: ALL Account: ALL

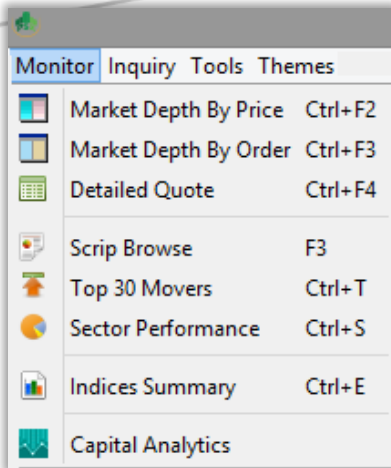
Buy Sell

Remove	Market	Scrip	Price	Volume	Account	Type
	REG	NML	118.25	1,000	AC01	BUY
	REG	OGDC	138.36	5,000	ZW01	BUY
	REG	BOK	9.32	2,000	B902	SELL
	REG	PPL	158.63	10,000	MK02	BUY

4 records found. PIN: ●●●● Send Order

Field Name	Description
Order Import window	
Open File	Click ' Open File ' button to Browse import orders file.
Clear All	Click ' Clear All ' button to Clear all Browse data to view in grid.
Remove	Click ' Remove ' option to remove order in import file.
Market	Select ' Market ' from this option to view Selected market orders.
Scrip	Select ' Scrip ' from this option to view Selected Scrip orders.
Account	Select ' Account ' from this option to view Selected Account orders.
Buy	Click ' Buy ' check to view only buy orders.
Sell	Click ' Sell ' check to view only Sell orders.
PIN	From this option enter registered ' PIN ' number.
Send Order	Click ' Send Order ' button to place all import orders in market.

3.5 MONITOR.



3.5.1 MARKET DEPTH BY PRICE.

Using 'Market Depth by Price' window depicts the orders placed in the particular market of the financial instruments (Scrip), it shows count of buy/sell orders at particular price.

This window shows market, scrip, last trade price, total volume, average price, lower lock and upper cap of the particular financial instrument (Scrip).

This window separate the buy and sell orders by distinguished color scheme.

The screenshot shows a window titled "Market Depth By Price" with a sub-window "Market Depth By Price". The window displays market data for "Pakistan Elektron Ltd. - Household Goods Se...". The data is presented in a table with columns: Flag, Volume, Price, Price, Volume, and Flag. The table shows 12 rows of data, with a summary row at the bottom. The summary row includes "Lower Lock", "Tot. Vol.", "Avg. Prc.", "Avg. Prc.", "Tot. Vol.", and "Upper Cap".

Flag	Volume	Price	Price	Volume	Flag
3	9,000	73.60	73.61	1,500	1
1	3,500	73.57	73.64	2,500	1
1	1,500	73.55	73.65	3,000	2
3	7,000	73.54	73.68	500	1
1	10,000	73.53	73.69	5,500	2
4	117,000	73.52	73.70	117,000	5
2	26,500	73.51	73.75	8,500	5
4	104,000	73.50	73.78	5,000	1
2	1,000	73.45	73.79	500	1
1	2,500	73.41	73.80	57,000	16
69.91	282,000	73.51	73.73	201,000	77.25
Lower Lock	Tot. Vol.	Avg. Prc.	Avg. Prc.	Tot. Vol.	Upper Cap

Pakistan Elektron Ltd. - Household Goods Se...

Field Name	Description
Market Depth By Price	
Market	Select ' Market ' from this option to view Selected market data.
Scrip	From this option enter ' Scrip ', to view entered scrip data.

3.5.2 MARKET DEPTH BY ORDER.

Market Depth by Order depicts the orders placed in the sequence of placement of the particular Scrip in the particular market. This grid view shows the orders placed in the market according to the priority based on the order placement sequence.

This window shows market, scrip, last trade price, total volume, average price, lower lock and upper cap of the particular financial instrument (Scrip).

This window separate the buy and sell orders by distinguished color scheme.

Market Depth By Order, ✕

Market Depth By Order ↶ ↷ ✕

Market REG Scrip PAEL L.Trade 73.58 Details

Flag	Volume	Price	Price	Volume	Flag
dc	1,500	73.60	73.61	1,500	dc
dc	2,500	73.60	73.64	2,500	dc
dc	5,000	73.60	73.65	2,500	dc
dc	3,500	73.57	73.65	500	dc
dc	1,500	73.55	73.68	500	dc
dc	5,000	73.54	73.69	500	dc
dc	500	73.54	73.69	5,000	dc
dc	1,500	73.54	73.70	6,500	dc
dc	10,000	73.53	73.70	8,000	dc
dc	15,000	73.52	73.70	2,000	dc
69.91	46,000	73.55	73.68	29,500	77.25
Lower Lock	Tot. Vol.	Avg. Prc.	Avg. Prc.	Tot. Vol.	Upper Cap

Pakistan Elektron Ltd. - Household Goods Se... 🔄

Field Name	Description
Market Depth By Order	
Market	Select market from this option to view Selected market data.
Scrip	From this option enter scrip to view entered scrip data.

3.5.3 DETAILED QUOTE WINDOW.

This window shows various intraday as well as historical data of the particular financial instrument (scrip) such as last trade time, last trade price, 52 week low, 52 week high etc.

Mkt	Scrip	Description	BVol	Buy	Sell	SVol
REG	DGKC	D. G. Khan Cement Co. L...	1,200	206.80	206.99	50,000

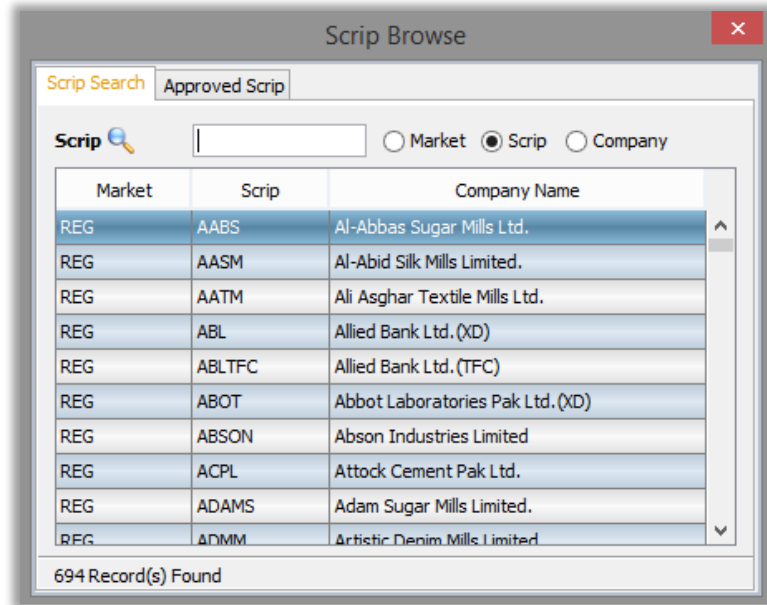
Scrip Browse		Settings		Scrip Details		Graphs and Charts	
Last Trade Time	15:29:55	Total Bid Quantity	122,000	Last Trade Price	206.36	Total Offer Quantity	235,500
Last Trade Volume	300	Bid / Offer Ratio	0.52	Change	1.18	No. Of Bids	14
% Change	0.58 %	No. Of Offers	22	Volume	1,138,000	High	207.00
Approximated Value	234,553,180.00	Low	205.12	Trades	829	Average	206.11
Average Trade Volume	1,372.74	Current Range	1.88	Previous Close	205.18	% Current Range	0.91 %
Minimum Price	196.05	52 Week High	154.00	Market Range	20.62	52 Week Low	149.70
Maximum Price	216.67	52 Week Average	153.10	% Market Range	10.05 %	% Today & 52 Week High	34.00 %
Spread	0.19	% Today & 52 Week Low	37.85 %	Todays Open	151.25	% Today & 52 Week Average	34.79 %
% Spread	0.09 %	52 Week Range	4.30	Last Trade Date	Jan 28, 2016	% 52 Week Range	2.08 %

Change scrip by double clicking the scrip cell

Field Name	Description
Detailed Quote Window	
Market	Select ' Market ' from this option to view Selected market data.
Scrip	From this option enter ' Scrip ' to view entered scrip data.

3.5.4 SCRIP BROWSE.

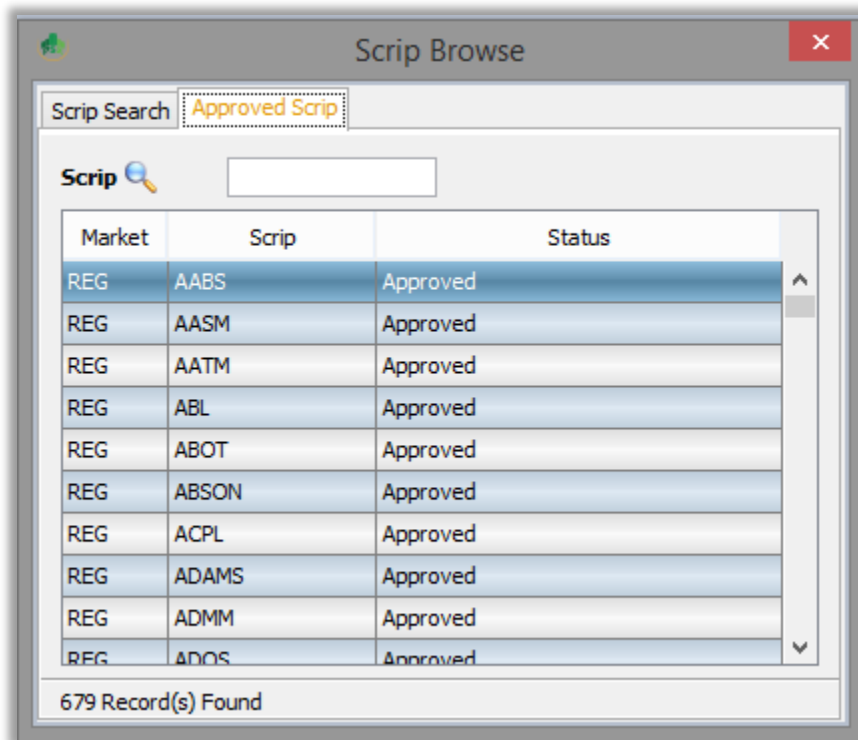
Using the 'Scrip Browse' option, User can search Scrip by market, Scrip and company.



Field Name	Description
Scrip Browse	
Market	Select ' Market ' from this option to Search market data by Market.
Scrip	Select ' Scrip ' from this option to Search market data by Scrip.
Company	Select ' Company ' from this option to Search market data by Company.

3.5.5 SCRIP BROWSE (APPROVED SCRIP).

Using the 'Scrip Browse (Approved Scrip)' option, User can search only Approved Scrip.



Field Name	Description
Scrip Browse (Approved Scrip)	
Scrip	From this option search only Approved scrip.

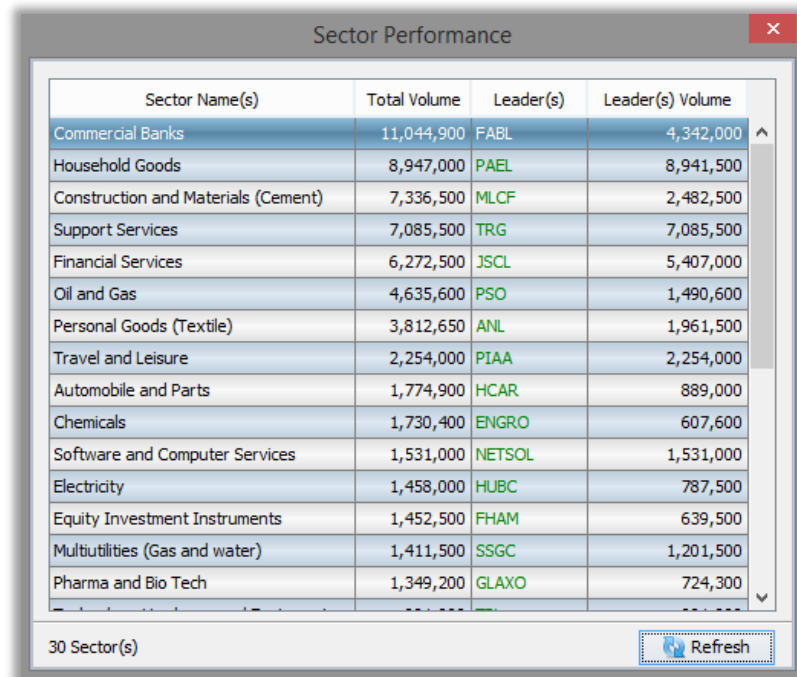
3.5.6 TOP 30 MOVERS.

Using the 'Top 30 Movers' option, user can view top 30 movers by volume, By price increase, By % Increase, By Price Decrease and By % Decrease.

Top 30 Movers						
By Volume						
By Price Increase						
By % Increase						
By Price Decrease						
By % Decrease						
Scrip	Company	Last	Change	%Change	Volume	Trades
PAEL	Pakistan Elektron Ltd. - Household Go...	33.70	0.03	0.09	8,941,500	2,192
TRG	TRG Pakistan Ltd. - Support Services ...	11.81	0.77	6.97	7,085,500	1,362
EFERT	Engro Fertilizers Limited. - Sector	55.14	0.25	0.46	6,610,000	1,913
JSCL	Jahangir Siddiqui & Company Ltd. - Fi...	10.67	0.30	2.89	5,407,000	1,146
FABL	Faysal Bank Limited. - Commercial Ban...	16.30	0.38	2.39	4,342,000	672
AVN	Avanceon Limited. - Sector	28.39	0.92	3.35	4,006,500	1,494
MLCF	Maple Leaf Cement Factory Ltd. - Con...	28.91	-0.40	-1.36	2,482,500	670
PIAA	Pakistan International Airline - Travel ...	6.40	0.33	5.44	2,254,000	567
ANL	Azgard Nine Limited - Personal Goods ...	5.52	0.05	0.91	1,961,500	288
KEL	K-Electric Limited. - Sector	8.30	0.00	0.00	1,613,500	338
NETSOL	NetSol Technologies Ltd. - Software a...	30.13	0.42	1.41	1,531,000	730
FCCL	Fauji Cement Co Ltd. - Construction a...	19.70	-0.01	-0.05	1,494,000	333
PSO	Pakistan State Oil Co Ltd. - Oil and Ga...	377.65	2.77	0.74	1,490,600	2,199
HASCOL	Hascol Petroleum Ltd. - Sector	75.66	0.35	0.46	1,276,000	821
SSGC	Sui Southern Gas Co Ltd. - Multiutilitie...	28.80	-0.14	-0.48	1,201,500	205
PIBTL	Pakistan Intl. Bulk Terminal Ltd - Sector	22.50	-0.16	-0.71	1,099,000	609
BOP	Bank Of Punjab. - Commercial Banks S...	8.25	0.00	0.00	1,072,000	234
DGKC	D. G. Khan Cement Co. Ltd. - Constru...	78.50	-0.88	-1.11	1,069,500	552
LPCL	Lafarge Pakistan Cement Limited. - Co...	15.55	-0.12	-0.77	1,010,500	196
MARI	Mari Petroleum Company Ltd. - Oil an...	417.55	8.73	2.14	1,002,000	2,179
SILK	SILK Bank Limited - Commercial Banks ...	2.14	0.06	2.88	948,000	29
TPL	TPL Trakker Limited - Technology Hard...	10.00	0.00	0.00	901,000	202
HMB	Habib Metropoltn Bank Limited. - Com...	32.00	-0.19	-0.59	897,500	45
HCAR	Honda Atlas Cars (Pak) Ltd. - Automo...	111.00	1.59	1.45	889,000	712
NML	Nishat Mills Ltd. - Personal Goods (Tex...	113.44	0.28	0.25	877,300	345
HUBC	Hub Power Company Limited. - Electri...	64.25	-0.69	-1.06	787,500	197
BYCO	BYCO Petroleum Pak Ltd. - Oil and Ga...	10.26	0.07	0.69	778,500	263
GLAXO	Glaxo SmithKline Pakistan Ltd. - Pharm...	160.00	0.29	0.18	724,300	1,420
JSBL	JS Bank Limited. - Commercial Banks S...	5.40	-0.03	-0.55	671,000	133
NBP	National Bank Of Pakistan. - Commerci...	58.35	-0.04	-0.07	653,000	216

3.5.7 SECTOR PERFORMANCE.

Using the 'Sector Performance' window, user can view Sector Performance by volume, also shows the financial instrument (scrip) leading in the particular sector along with the volume.



The screenshot shows a window titled "Sector Performance" with a table of data. The table has four columns: "Sector Name(s)", "Total Volume", "Leader(s)", and "Leader(s) Volume". The data is sorted by total volume in descending order. At the bottom of the window, it indicates "30 Sector(s)" and has a "Refresh" button.

Sector Name(s)	Total Volume	Leader(s)	Leader(s) Volume
Commercial Banks	11,044,900	FABL	4,342,000
Household Goods	8,947,000	PAEL	8,941,500
Construction and Materials (Cement)	7,336,500	MLCF	2,482,500
Support Services	7,085,500	TRG	7,085,500
Financial Services	6,272,500	JSCL	5,407,000
Oil and Gas	4,635,600	PSO	1,490,600
Personal Goods (Textile)	3,812,650	ANL	1,961,500
Travel and Leisure	2,254,000	PIAA	2,254,000
Automobile and Parts	1,774,900	HCAR	889,000
Chemicals	1,730,400	ENGRO	607,600
Software and Computer Services	1,531,000	NETSOL	1,531,000
Electricity	1,458,000	HUBC	787,500
Equity Investment Instruments	1,452,500	FHAM	639,500
Multiutilities (Gas and water)	1,411,500	SSGC	1,201,500
Pharma and Bio Tech	1,349,200	GLAXO	724,300

3.5.8 INDICES SUMMARY.

An index is an indicator or measure of something, and in finance, it typically refers to a statistical measure of change in a securities market. In the case of financial markets, stock indices consist of an imaginary portfolio of securities representing a particular market or a portion of it.

Indices summary shows advancers, Decliners, un-changed financial instruments (Scrip) out of Total scrip's in the particular market. It also shows number of trades, volume, and value as well as the current status of the particular market. This window contains intraday as well as previous day indices summary.

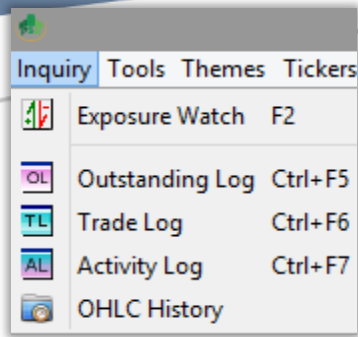
It includes the summary of the following indices.

- KSE 100
- KSE 30
- KMI 30
- ALLSHR
- KMI ALLSHR
- OGTI

➤ BKTl

Indices Summary									
Exchange									
Advancers	Decliners	Un Changed	Total Symbols	Market	Number of Trades	Volume	Value	Status	
174	159	20	353	REG	63,339	199,411,060	7,935,702,901.8	Close	
Indices									
Indices	Index	High	Low	Volume	Value				
KSE 100	39,476.17 (85.96 ↗ 0.22 %)	39,500.56 (110.35 ↗ 0.28 %)	39,378.27 (-11.94 ↘ -0.03 %)	99,804,230	5,448,036,074.30				
KSE 30	22,638.33 (75.16 ↗ 0.33 %)	22,658.12 (94.95 ↗ 0.42 %)	22,557.34 (-5.83 ↘ -0.03 %)	52,633,450	3,844,265,532.50				
KMI 30	69,237.61 (58.58 ↗ 0.08 %)	69,387.39 (208.36 ↗ 0.30 %)	69,056.12 (-122.91 ↘ -0.18 %)	51,564,850	2,973,550,122.50				
ALLSHR	26,301.96 (36.25 ↗ 0.14 %)	26,317.04 (51.33 ↗ 0.20 %)	26,233.49 (-32.22 ↘ -0.12 %)	199,411,060	7,935,738,172.80				
KMI ALL SHR	18,336.76 (-21.68 ↘ -0.12 %)	18,376.61 (18.17 ↗ 0.10 %)	18,280.86 (-77.58 ↘ -0.42 %)	95,542,670	4,794,663,351.30				
OGTI	15,040.73 (76.01 ↗ 0.51 %)	15,090.19 (125.47 ↗ 0.83 %)	14,963.27 (-1.45 ↘ -0.01 %)	1,788,000	459,291,641.00				
BKTI	16,855.55 (105.79 ↗ 0.63 %)	16,896.84 (147.08 ↗ 0.87 %)	16,708.10 (-41.66 ↘ -0.25 %)	23,263,100	1,271,301,876.00				
Previous Indices									
Indices	Index	High	Low	Volume	Value				
KSE 100	39,446.70 (-169.06 ↘ -0.43 %)	39,824.10 (208.34 ↗ 0.52 %)	39,395.80 (-219.96 ↘ -0.56 %)	93,126,600	7,657,185,743.00				
KSE 30	22,549.10 (-53.08 ↘ -0.24 %)	22,774.60 (172.42 ↗ 0.76 %)	22,512.00 (-90.18 ↘ -0.40 %)	51,682,850	5,087,707,089.00				
KMI 30	69,218.90 (-298.18 ↘ -0.43 %)	70,053.70 (536.62 ↗ 0.77 %)	69,149.00 (-368.08 ↘ -0.53 %)	61,148,550	5,059,340,758.00				
ALLSHR	26,292.30 (-79.02 ↘ -0.30 %)	26,499.60 (128.28 ↗ 0.48 %)	26,264.00 (-107.32 ↘ -0.41 %)	204,846,040	11,347,524,244.00				
KMI ALL SHR	18,375.30 (-122.75 ↘ -0.67 %)	18,588.80 (90.75 ↗ 0.49 %)	18,359.40 (-138.65 ↘ -0.76 %)	105,692,740	7,440,191,231.00				
OGTI	14,896.90 (140.92 ↗ 0.95 %)	15,098.90 (342.92 ↗ 2.27 %)	14,756.00 (0.02 ↗ 0.00 %)	2,732,000	548,880,599.00				
BKTI	16,731.90 (-28.11 ↘ -0.17 %)	16,856.30 (96.29 ↗ 0.57 %)	16,685.10 (-74.91 ↘ -0.45 %)	9,035,600	660,426,053.00				

3.6 INQUIRY.



3.6.1 EXPOSURE WATCH.

Exposure watch is the essence of the trading terminal in terms of the complete portfolio of the trader's account.

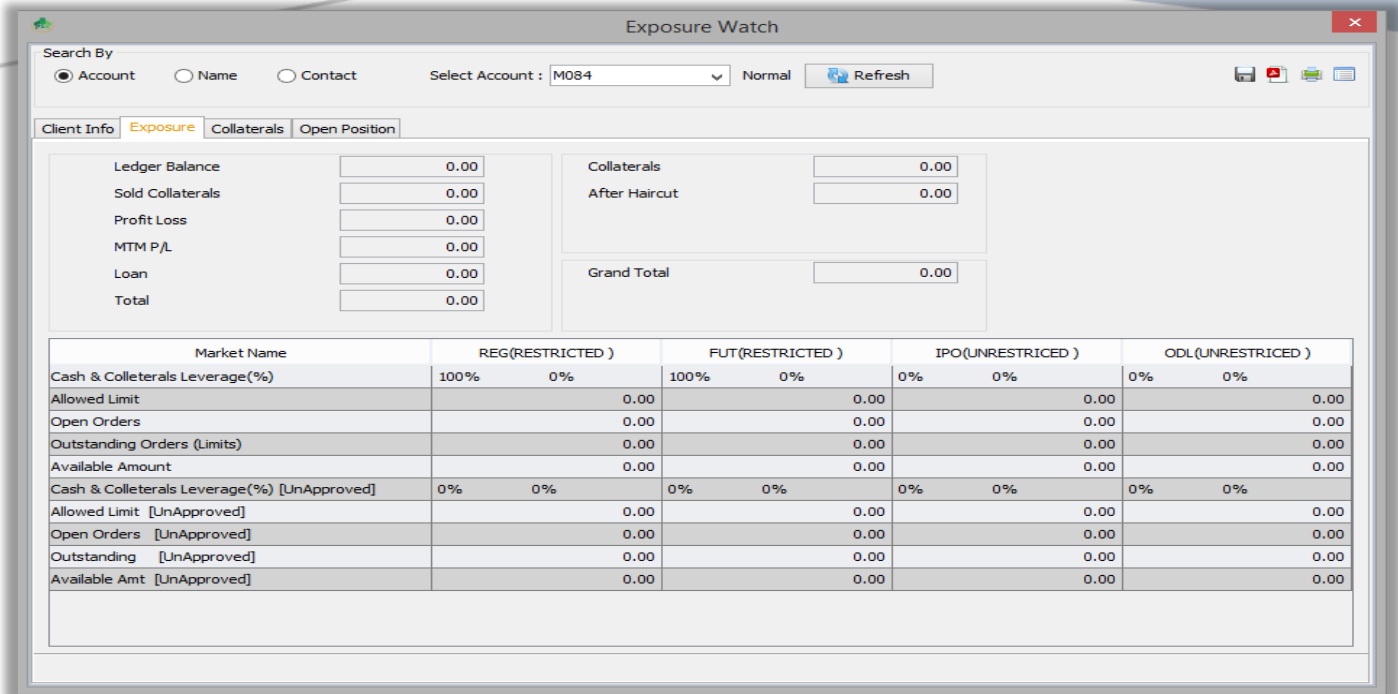
Exposure watch contains the following tabs,

Client Info – contains trader's information including name, email address, phone number, cell number, CDC ID, CNIC number etc.

Exposure Watch – complete portfolio details of the trader.

Collaterals – contains the complete information about the trader's security holdings.

Open Position – contains all the information about the trader's session holdings.



Field Name	Description
Exposure Watch	
Account	Select ' Account ' from this option to Search Exposure watch by Account number.
Name	Select ' Name ' from this option to Search Exposure watch by Name..
Contact	Select ' Contact ' from this option to Search Exposure watch by Contact number.

This window elaborates all the details of the trader's portfolio containing the following,

Ledger Balance	Cash submitted to the broker by the trader.
Sold Collaterals	Value of holdings sold at the same trading date.
Profit Loss	Overall profit or loss.

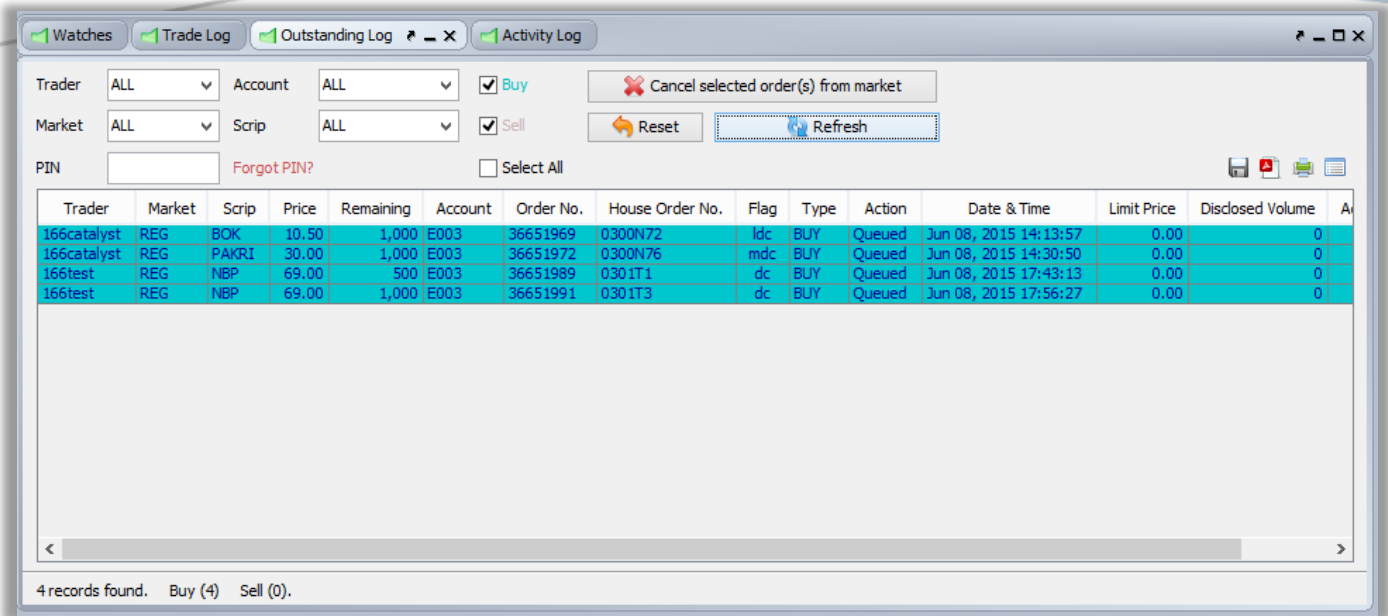
MTM P/L	Mark to market Profit or loss
Loan	Loan in terms of cash leveraged by the broker.

Total	Total amount of the after the calculation in terms of cash.
Collaterals	Total value of the holdings in possession of the trader.
After Haircut	Total value of the holdings after applying the haircut accordingly.
Liquidity Total	Total portfolio value of the trader in terms of cash and holdings.

Exposure tab of the mentioned window also contains the view of risk management policies designed by the broker in order to facilitate the trader for risk free trading. It contains market wise policies in terms of cash and holdings applied to the trader by the broker. It depicts market wise allowed limits, open orders, outstanding orders in terms of approved and unapproved financial instruments.

3.6.2 OUTSTANDING LOG.

Using the 'Outstanding Log' contains the orders which are placed in the market but not yet traded.



Field Name	Description
Outstanding Log	
Trader	Select ' Trader ' from this option, User can search the orders by Trader Name filter.
Market	Select ' Market ' from this option, User can search the orders by Market filter.
Account	Select ' Account ' from this option, User can search the orders by Account filter.
Scrip	Select ' Scrip ' from this option, User can search the orders by Scrip filter.
BUY / SELL	Click ' Buy/Sell ' check to view only buy/Sell orders.

PIN	From this option, enter registered PIN number for cancelling orders.
Cancel selected orders from market	From this option, ' Cancel Selected Orders from Market ' will cancel selected orders from the market.
Export	Multiple formats are available for exporting the Outstanding Log.

3.6.3 TRADE LOG.

Using the 'Trade Log' window contains the orders which are executed in the market.

Trader	Market	Scrip	Date & Time	Order No	Type	Fill Volume	Price	Ticket	Account	Action	Flag	Total Volume	Value	Remaining
166catalyst	REG	TREET	Jun 08, 2015 11:51:44	36651923	SELL	1,000	120.00	80756497	E003	Traded	dc	1,000	120,000.00	0
166catalyst	REG	TREET	Jun 08, 2015 12:17:34	36651924	SELL	500	114.00	80756498	E003	Traded	dc	500	57,000.00	0
166catalyst	REG	TREET	Jun 08, 2015 12:19:29	36651927	SELL	500	114.00	80756499	E003	Traded	dc	500	57,000.00	0
166catalyst	REG	TREET	Jun 08, 2015 12:21:03	36651930	SELL	500	114.00	80756500	E003	Traded	dc	500	57,000.00	0
166catalyst	REG	TREET	Jun 08, 2015 12:44:41	36651954	SELL	1,000	120.01	80756501	E003	Traded	dc	1,000	120,010.00	0
166catalyst	REG	TREET	Jun 08, 2015 12:47:01	36651958	SELL	500	114.00	80756502	E003	Traded	dc	500	57,000.00	0
166catalyst	REG	NBP	Jun 08, 2015 13:25:33	36651964	BUY	500	69.00	80756503	E003	Traded	dc	1,000	34,500.00	500
166catalyst	REG	BOK	Jun 08, 2015 14:13:57	36651970	BUY	1,000	10.00	80756504	E003	Traded	dc	1,000	10,000.00	0
166catalyst	REG	PAKRI	Jun 08, 2015 14:30:50	36651973	BUY	1,000	31.00	80756505	E003	Traded	dc	1,000	31,000.00	0
166catalyst	REG	FABL	Jun 08, 2015 15:28:58	36651977	SELL	1,000	18.96	80756506	E003	Traded	dc	1,000	18,960.00	0
166catalyst	FUT	BOP-MAR	Jun 08, 2015 15:55:25	65834886	SELL	1,000	10.00	30870896	E003	Traded	dc	1,000	10,000.00	0
166catalyst	REG	NBP	Jun 08, 2015 17:43:27	36651964	BUY	500	69.00	80757013	E003	Traded	dc	1,000	34,500.00	0
166test	REG	NBP	Jun 08, 2015 17:43:27	36651990	SELL	500	69.00	80757013	E003	Traded	dc	500	34,500.00	0

13 records found. Buy (0) Sell (1)

Field Name	Description
Trade Log	
Trader	Select ' Trader ' from this option, User can search the orders by Trader Name filter.
Market	Select ' Market ' from this option, User can search the orders by Market filter.
Account	Select ' Account ' from this option, User can search the orders by Account filter.
Scrip	Select ' Scrip ' from this option, User can search the orders by Scrip filter.
BUY / SELL	Click ' Buy/Sell ' check to view only buy/Sell orders.
Export	Multiple formats are available for exporting the Outstanding Log.

3.6.4 ACTIVITY LOG.

Using this 'Activity Log' Window contains the activity performed by Trader.

Trader	Market	Scrip	Account	Price	Order No	House Order No	Total Volume	Fill Volume	Remaining	Ticket	Total Value	Type	Action	Jur
166catalyst	REG	TREET	ER1		00	0300N1	1,000		1,000			Sell	Rejected	Jur
166catalyst	REG	TREET	E003	120.00	36651923	0300N3	1,000		1,000		120,000.00	Sell	Queued	Jur
166catalyst	REG	TREET	E003	120.00	36651923	0300N3	1,000	1,000	0	80756497	120,000.00	Sell	Traded	Jur
166catalyst	REG	TREET	E003	114.00	36651924	0300N4	500		500		57,000.00	Sell	Queued	Jur
166catalyst	REG	TREET	E003	114.00	36651924	0300N4	500	500	0	80756498	57,000.00	Sell	Traded	Jur
166catalyst	REG	TREET	E003	114.00	36651927	0300N5	500		500		57,000.00	Sell	Queued	Jur
166catalyst	REG	TREET	E003	114.00	36651927	0300N5	500	500	0	80756499	57,000.00	Sell	Traded	Jur
166catalyst	REG	TREET	E003	114.00	36651929	0300N6	500		500		57,000.00	Sell	Queued	Jur
166catalyst	REG	TREET	E003	114.00	36651929	0300N1219437599c	500		0			Sell	Cancelled	Jur
166catalyst	REG	TREET	E003	114.00	36651930	0300N8	500		500		57,000.00	Sell	Queued	Jur
166catalyst	REG	TREET	E003	114.00	36651930	0300N8	500	500	0	80756500	57,000.00	Sell	Traded	Jur
166catalyst	REG	TREET	E003	120.01	36651954	0300N9	1,000		1,000		120,010.00	Sell	Queued	Jur
166catalyst	REG	TREET	E003	120.01	36651954	0300N9	1,000	1,000	0	80756501	120,010.00	Sell	Traded	Jur
166catalyst	REG	TREET	E003	114.00	36651958	0300N10	500		500		57,000.00	Sell	Queued	Jur
166catalyst	REG	TREET	E003	114.00	36651958	0300N10	500	500	0	80756502	57,000.00	Sell	Traded	Jur
166catalyst	REG	NBP	E003		00	0300N67	1,000		1,000		114,000.00	Buy	Rejected	Jur
166catalyst	REG	NBP	E003	70.00	36651963	0300N68	1,000		1,000		70,000.00	Buy	Accepted	Jur
166catalyst	REG	NBP	E003	69.00	36651964	0300N69	1,000		1,000		69,000.00	Buy	Queued	Jur

49 records found.

Field Name	Description
Trade Log	
Trader	Select ' Trader ' from this option, User can search the orders by Trader Name filter.
Market	Select ' Market ' from this option, User can search the orders by Market filter.
Account	Select ' Account ' from this option, User can search the orders by Account filter.
Scrip	Select ' Scrip ' from this option, User can search the orders by Scrip filter.
BUY / SELL	Click ' Buy/Sell ' check to view only buy/Sell orders.
Export	Multiple formats are available for exporting the Outstanding Log.

3.6.5 OHLC HISTORY.

Using this 'OHCL History' Window contains the all market Scrip Open, High, Low, close, Change price Show date wise.

OHLC History
✕

Market REG Scrip PSO Load

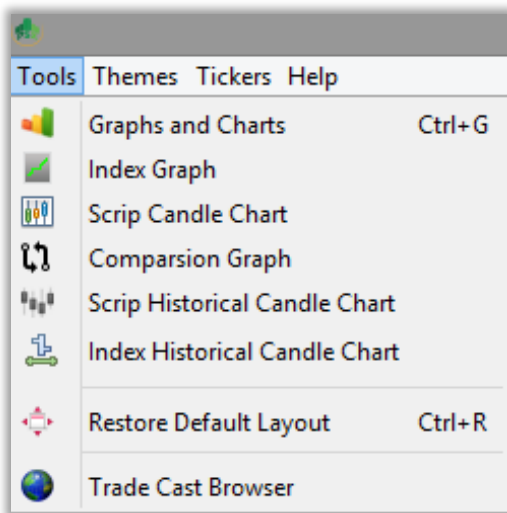
Date	Open	High	Low	Close	Change	Volume
Jul 15, 2016	396.69	405.50	396.00	396.91	0.22	880,600
Jul 14, 2016	395.14	399.50	393.00	396.69	1.55	309,700
Jul 13, 2016	394.88	400.80	393.01	395.14	0.26	967,900
Jul 12, 2016	384.00	397.09	384.85	394.88	10.88	1,641,500
Jul 11, 2016	380.91	385.00	375.11	384.00	3.09	397,800
Jul 04, 2016	375.46	381.50	373.01	380.91	5.45	266,000
Jun 30, 2016	372.82	380.90	373.06	375.46	2.64	1,422,100
Jun 29, 2016	366.85	375.00	369.80	372.82	5.97	376,900
Jun 28, 2016	369.63	369.50	366.00	366.85	-2.78	195,100
Jun 27, 2016	371.26	372.95	367.60	369.63	-1.63	307,800
Jun 24, 2016	386.95	382.40	367.61	371.26	-15.69	1,558,500
Jun 23, 2016	390.07	389.87	385.00	386.95	-3.12	307,100
Jun 22, 2016	392.22	393.94	389.50	390.07	-2.15	216,900
Jun 21, 2016	393.14	394.00	391.50	392.22	-0.92	180,900

	Date	Minimum	Maximum	Date
Open	Feb 23, 2016	315.51	399.02	Jun 16, 2016
High	Feb 23, 2016	323.00	405.50	Jul 15, 2016
Low	Feb 22, 2016	312.01	396.00	Jul 15, 2016
Close	Feb 22, 2016	315.51	399.02	Jun 15, 2016
Change	Jun 24, 2016	-15.69	18.94	Jun 15, 2016
Total Volume	Jun 09, 2016	45,900	2,971,000	Jun 15, 2016

100 records found.

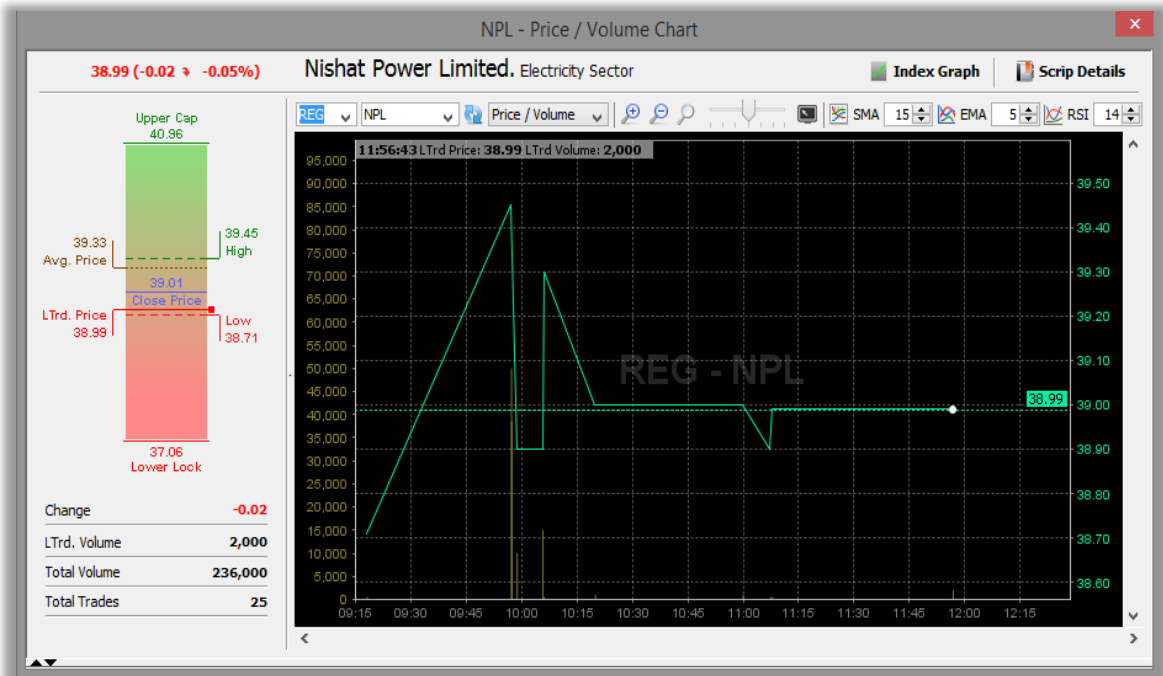
Field Name	Description
OHLC History	
Market	Select ' Market ', from this option, User can search Scrip Price by Market filter.
Scrip	Select ' Scrip ', from this option, User can search Scrip Price by Scrip filter.

3.7 TOOLS.



3.7.1 GRAPHS AND CHARTS.

Using this 'Graphs and Charts' Window contains Scrip wise Price / Volume chart is the intraday graphical representation of the performance of the particular financial instrument (Scrip). This window also contains a candlestick representation of the scrip describing upper cap, lower lock, average price, intraday high, intraday low and last trade price etc.



Field Name	Description
Graphs and Chart	
Market	Select ' Market ' from this option, User can view Graphs and chart by Market filter.
Scrip	Select ' Scrip ' from this option, User can view Graphs and chart by Scrip filter.
Price/ Volume Buy/ Sell	Select ' Price/ Volume, Buy/ Sell ' from this option, User can view Graphs and chart by buy/sell wise and Price/volume wise.

3.7.2 INDEX GRAPHS.

Using this 'Index Graphs' window contain the index wise Index / Volume chart is the intraday graphical representation of the performance of the particular Index. This window also contains a candlestick representation of the index describing current index, intraday high, intraday low as well previous trading index. It also contains the details about number of advancers, decliners and unchanged financial instruments (Scrip).

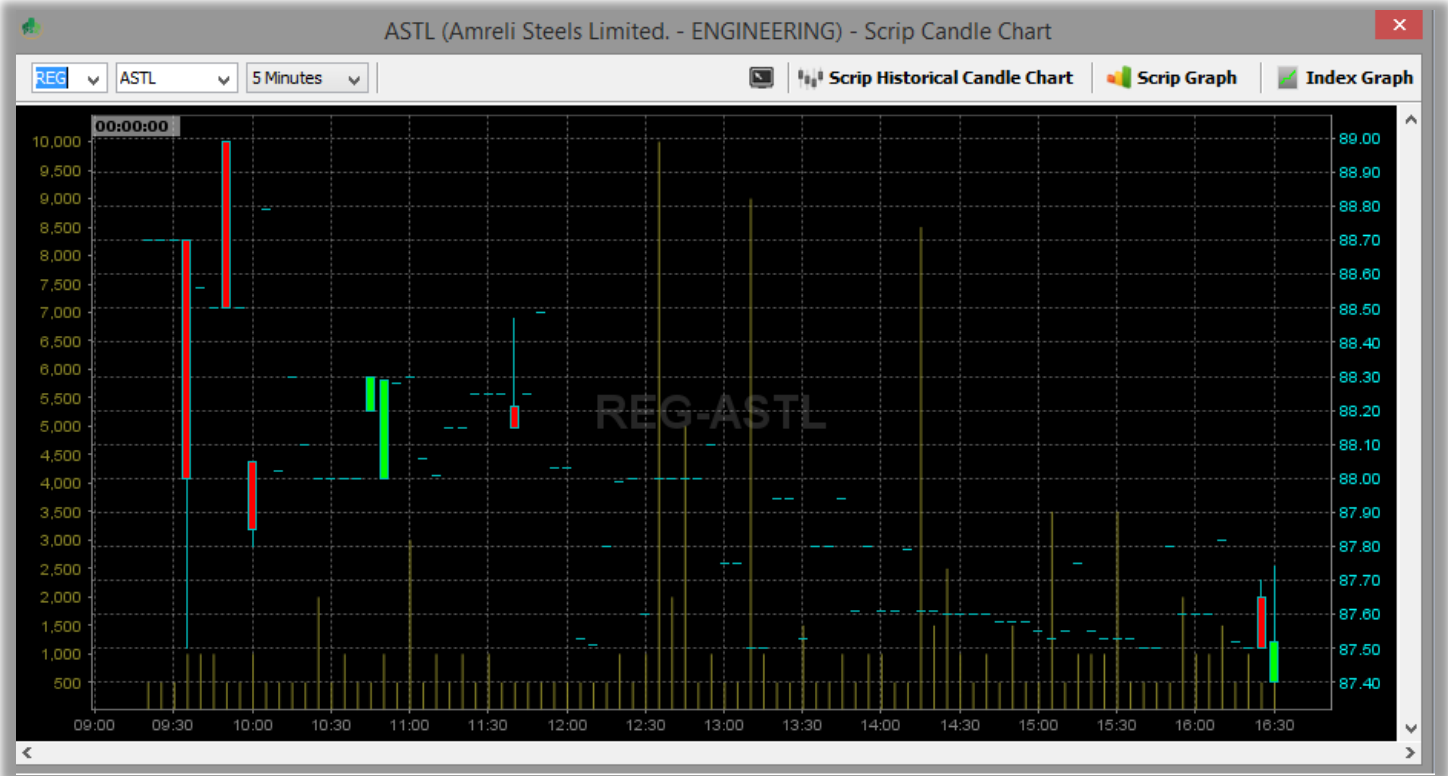


Field Name	Description
Index Graphs	
Market	Select ' Market ' from this option, User can view Graphs and chart by Market filter.
Index	Select ' Index ' from this option, User can view Graphs and chart by Index filter.

3.7.3 SCRIP CANDLE CHART.

Using this 'Index Graphs' window contain the index wise Index / Volume chart is the intraday graphical representation of the performance of the particular Index. This window also contains a candlestick representation of the index describing current index, intraday high, intraday low as well previous trading index. It also contains the details about number of advancers, decliners and unchanged financial instruments (Scrip).

OHLC Candle with in time duration (5,10,30)



Field Name	Description
Scrip Candle Chart	

Market	Select ' Market ' from this option, User can view Scrip Candle Chart by Market filter.
---------------	-----------------------------------------------------------------------------------------------

Scrip	Select ' Scrip ' from this option, User can view Scrip Candle Chart by Scrip filter.
--------------	---------------------------------------------------------------------------------------------

Minutes	Select ' Minutes ' from this option, User can view Scrip Candle Chart by Minutes filter.
----------------	-------------------------------------------------------------------------------------------------

3.7.4 COMPARSION GRAPH.

Using this 'Comparison Graph' Window contains Comparison of Two Difference Scrip. This window Provide Comparison 'Price / Volume' and 'Buy / Sell' chart is the intraday graphical representation of the performance of the particular financial instrument (Scrip). This window also contains a candlestick representation of the scrip describing upper cap, lower lock, average price, intraday high, intraday low and last trade price etc.



Field Name	Description
Comparison Graph	
Market	Select ' Market ' from this option, User can view Comparison Graph by Market filter.
Scrip	Select ' Scrip ' from this option, User can view Comparison Graph by Scrip filter.
Price/ Volume Buy/ Sell	Select ' Price/ Volume, Buy/ Sell ' from this option, User can view Comparison Graph by buy/sell wise and Price/volume wise.

3.7.5 SCRIP HISTORICAL CANDLE CHART.

Using this 'Scrip Historical Candle Chart' window contain the Scrip OHLC chart with Daily, Weekly and Monthly graphical representation. This window also provide 52 week candle with 52 week high volume, 52 week low volume, 52 week total volume, 52 week Avg volume and 52 week range.



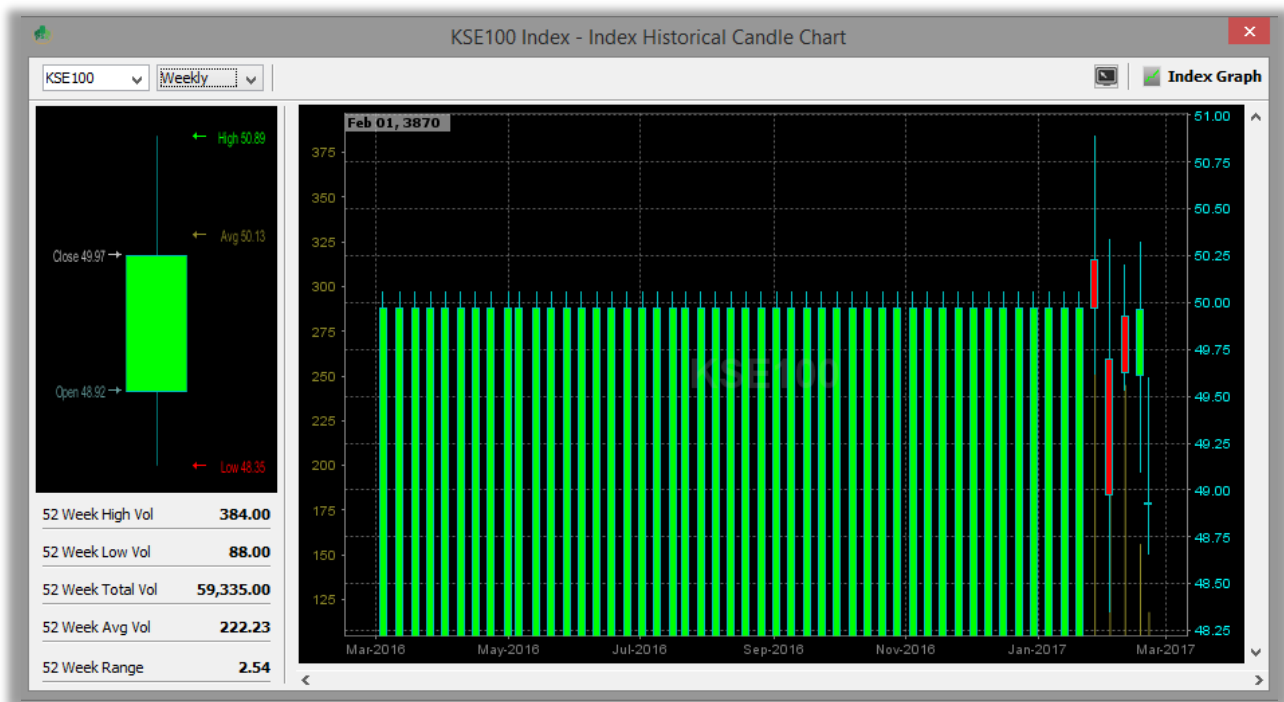
Field Name	Description
Scrip Historical Candle Chart	
Market	Select ' Market ' from this option, User can view Scrip Historical Candle Chart by Market filter.
Scrip	Select ' Scrip ' from this option, User can view Scrip Historical Candle Chart by Scrip filter.

Duration

Select '**Duration**' from this option, User can view Scrip Historical Candle Chart by Duration like Daily, Weekly and Monthly.

3.7.6 INDEX HISTORICAL CANDLE CHART.

Using this 'Index Historical Candle Chart' window contain the Index OHLC chart with Daily, Weekly and Monthly graphical representation. This window also provide 52 week candle with 52 week high volume, 52 week low volume, 52 week total volume, 52 week Avg volume and 52 week range.



week range.

Field Name	Description
------------	-------------

Index Historical Candle Chart	
Market	Select ' Market ' from this option, User can view Index Historical Candle Chart by Market filter.
Duration	Select ' Duration ' from this option, User can view Index Historical Candle Chart by Duration like Daily, Weekly and Monthly.

3.7.7 RESOTRE DEFAULT LAYOUT.

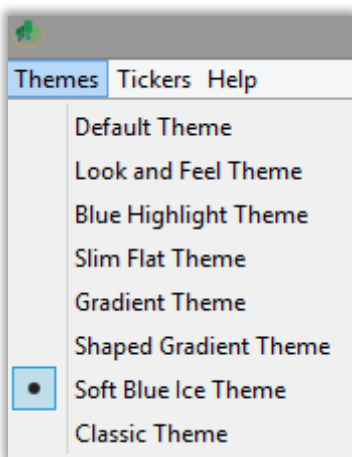
Using the 'Restore Default Layout' option, User can restores the default layout of Tradecast.

3.7.8 TRADECAST BROWSER.

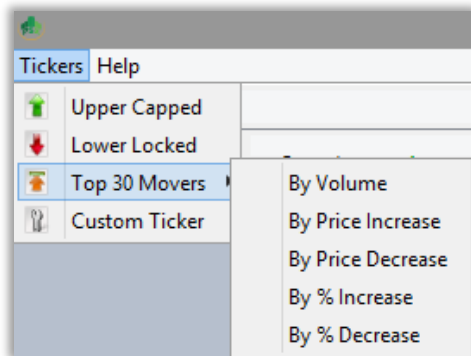
Using the 'TradeCast Brower' Window, User can Browser web pages inside the trading applications.

3.8 THEMES.

Through Themes option, one can set the desired theme of the entire application.



3.9 TICKERS.



3.9.1 UPPER CAPPED.

Using this 'Upper Capped' window Contain ticker includes symbols which are trading on upper cap.

The screenshot displays a financial software interface with the following components:

- Top Panel:** Shows market indices and a list of 'Upper Capped' stocks. The KSE 100 index is at 29,521.91 (-0.28%). The 'Upper Capped' window lists stocks like FEROSZ (270.35, +4.76%), FUDLM (21.10, +4.74%), and GHNL (40.55, +4.76%).
- Main Table:** A table of stocks with columns for Mkt, Scrip, Market Cap, BVol, Buy, Sell, SVol, LastPrice, Change, and %Ch. The table lists various stocks such as REG KEL, TRG, LPCL, BOP, JSCL, HASCOL, MLCF, SILK, PAEL, and TELE.
- Market Depth Panel:** A table showing market depth for 'K-Electric Limited. - Sector'. It includes columns for Flag, Volume, Price, and L.Trade. The table shows bid and ask orders with volumes and prices.

3.9.2 LOWER LOCKED.

Using this 'Lower Locked' window Contain ticker includes symbols which are trading on Lower Locked.

File View Order Monitor Inquiry Financial Statements Services Tools Tickers Themes Help Connected @ PKT 14:57:07 Sep 05, 2014

KSE Indices < KSE 100 > 29,511.35 (-92.95 ↘ -0.31%) High: 29,659.91 (55.61 ↗ 0.19%) Low: 29,495.51 (-108.79 ↘ -0.37%) Adv: 133 Dec: 140 UnC: 17 Vol: 60.445m Mkt.... 102.122m

Lower Locked AATM 5.62 (-1.00 ↘ -17.79%) Ali Asghar Textile Mills Ltd. GWLC 18.85 (-1.00 ↘ -5.31%) Gharibwal Cement Ltd.

Watches Trade Log Outstanding Log Activity Log Market Depth By Order

Sector Watch Index Watch Spot Watch Future Watch Cap Watch Shariah Watch Portfolio Watch

1st Profile 2nd Profile 3rd Profile

Scrip Browse Scrip KEL KEL Details

Mkt	Scrip	Market Cap	BVol	Buy	Sell	SVol	LastPrice	Change	%Ch
REG	KEL	0m	3,000	8.23	8.29	2,500	8.25	-0.05	
REG	TRG	4,147m	51,000	11.80	11.83	1,000	11.80	0.76	
REG	LPCL	13,652m	10,000	15.58	15.59	500	15.58	-0.09	
REG	BOP		5,500	8.17	8.20	25,000	8.25	0.00	
REG	JSCL		2,000	10.57	10.60	1,000	10.60	0.23	
REG	HASCOL		1,500	74.84	74.90	1,500	74.90	-0.41	
REG	MLCF	15,473m	15,000	28.86	28.94	4,000	28.94	-0.37	
REG	SILK		21,000	2.12	2.14	5,500	2.13	0.05	
REG	PAEL	5,478m	2,500	33.55	33.62	500	33.55	-0.12	
REG	TELE	1,626m	16,000	3.37	3.40	6,000	3.40	0.03	

Market REG Scrip KEL L.Trade 8.25 Details

Flag	Volume	Price	Price	Volume	Flag
dc	2,500	8.23	8.29	2,500	dc
dc	500	8.23	8.32	50,000	dc
dc	3,000	8.22	8.32	500	dc
dc	2,500	8.22	8.33	500	dc
dc	10,000	8.21	8.34	37,000	dc
dc	15,000	8.21	8.34	2,000	dc
dc	5,000	8.20	8.34	5,000	dc
dc	100,000	8.20	8.35	20,000	dc

K-Electric Limited. - Sector

Market Depth By Price

Market REG Scrip KEL L.Trade 8.25 Details

3.9.3 TOP 30 MOVERS.

This option will open same 'Top 30 Movers' as in Monitor Menu window.

1. By Volume

Using this 'By Price Increase' window Contain ticker includes symbols which are trading on Max Volume.

Mkt	Script	BVol	Buy	Sell	SVol	LastPrice	Change	%Change	Trade	Dir	LTrdTime	TotalVolume	Low
REG	ASTL					87.54	-1.20	-1.35	Trade	↗	16:29:48	190,000	87.40
REG	PIBTL					29.06	-0.41	-1.39	Trade	↘	16:29:40	3,490,500	29.00
REG	TRG					55.65	-1.98	-3.44	Trade	↘	16:29:59	13,999,000	55.28
REG	FCCL					43.90	-1.02	-2.27	Trade	↘	16:29:48	4,562,000	43.75
REG	NCL					72.04	0.00	0.00	Trade	↗	16:29:43	1,722,000	70.60
REG	AKBL					24.43	-0.08	-0.33	Trade	↘	16:29:58	1,164,000	24.35
REG	BOP					17.26	0.33	1.95	Trade	↗	16:29:50	15,696,000	16.97
REG	EPCL					24.14	-0.33	-1.35	Trade	↘	16:29:49	6,562,500	24.01
REG	ANL					8.84	0.62	7.54	Trade	↗	16:29:51	6,576,500	8.30

2. By Price Increase

Using this 'By Price Increase' window Contain ticker includes symbols which are trading on Increase price.

Mkt	Script	BVol	Buy	Sell	SVol	LastPrice	Change	%Change	Trade	Dir	LTrdTime	TotalVolume	Low
REG	ASTL					87.54	-1.20	-1.35	Trade	↗	16:29:48	190,000	87.40
REG	PIBTL					29.06	-0.41	-1.39	Trade	↘	16:29:40	3,490,500	29.00
REG	TRG					55.65	-1.98	-3.44	Trade	↘	16:29:59	13,999,000	55.28
REG	FCCL					43.90	-1.02	-2.27	Trade	↘	16:29:48	4,562,000	43.75
REG	NCL					72.04	0.00	0.00	Trade	↗	16:29:43	1,722,000	70.60
REG	AKBL					24.43	-0.08	-0.33	Trade	↘	16:29:58	1,164,000	24.35
REG	BOP					17.26	0.33	1.95	Trade	↗	16:29:50	15,696,000	16.97
REG	EPCL					24.14	-0.33	-1.35	Trade	↘	16:29:49	6,562,500	24.01
REG	ANL					8.84	0.62	7.54	Trade	↗	16:29:51	6,576,500	8.30

3. By Price Decrease

Using this 'By Price Decrease' window Contain ticker includes symbols which are trading on Decrease price.

The screenshot shows a trading software interface with the 'By Price Decrease' window selected. The main table displays the following data:

Mkt	Scrp	BVol	Buy	Sell	SVol	LastPrice	Change	%Change	Trade	Dir	LTrdTime	TotalVolume	Low
REG	ASTL					87.54	-1.20	-1.35	Trade	↗	16:29:48	190,000	87.40
REG	PIBTL					29.06	-0.41	-1.39	Trade	↘	16:29:40	3,490,500	29.00
REG	TRG					55.65	-1.98	-3.44	Trade	↗	16:29:59	13,999,000	55.28
REG	FCCL					43.90	-1.02	-2.27	Trade	↗	16:29:48	4,562,000	43.75
REG	NCL					72.04	0.00	0.00	Trade	↗	16:29:43	1,722,000	70.60
REG	AKBL					24.43	-0.08	-0.33	Trade	↘	16:29:58	1,164,000	24.35
REG	BOP					17.26	0.33	1.95	Trade	↗	16:29:50	15,696,000	16.97

4. By % Increase

Using this 'By % Increase' window Contain ticker includes symbols which are trading on by % Increase.

The screenshot shows a trading software interface with the 'By % Increase' window selected. The main table displays the following data:

Mkt	Scrp	BVol	Buy	Sell	SVol	LastPrice	Change	%Change	Trade	Dir	LTrdTime	TotalVolume	Low
REG	ASTL					87.54	-1.20	-1.35	Trade	↗	16:29:48	190,000	87.40
REG	PIBTL					29.06	-0.41	-1.39	Trade	↘	16:29:40	3,490,500	29.00
REG	TRG					55.65	-1.98	-3.44	Trade	↗	16:29:59	13,999,000	55.28
REG	FCCL					43.90	-1.02	-2.27	Trade	↗	16:29:48	4,562,000	43.75
REG	NCL					72.04	0.00	0.00	Trade	↗	16:29:43	1,722,000	70.60
REG	AKBL					24.43	-0.08	-0.33	Trade	↘	16:29:58	1,164,000	24.35
REG	BOP					17.26	0.33	1.95	Trade	↗	16:29:50	15,696,000	16.97
REG	EPCL					24.14	-0.33	-1.35	Trade	↗	16:29:49	6,562,500	24.01

5. By % Decrease

Using this 'By % Decrease' window Contain ticker includes symbols which are trading on by % Decrease.

The screenshot shows a financial trading software interface. At the top, there's a menu bar with options like 'File', 'View', 'Order', 'Monitor', 'Inquiry', 'Tools', 'Themes', and 'Tickers'. Below the menu bar, there's a status bar showing 'Connected @ PKT 19:41:29 Feb 17, 2017'. The main area displays 'KSE Indices' with 'KSE 100' at 49,375.71 (-212.59, -0.43%). Below this, there's a 'By % Decrease' window showing a list of stocks. The table below represents the data from this window.

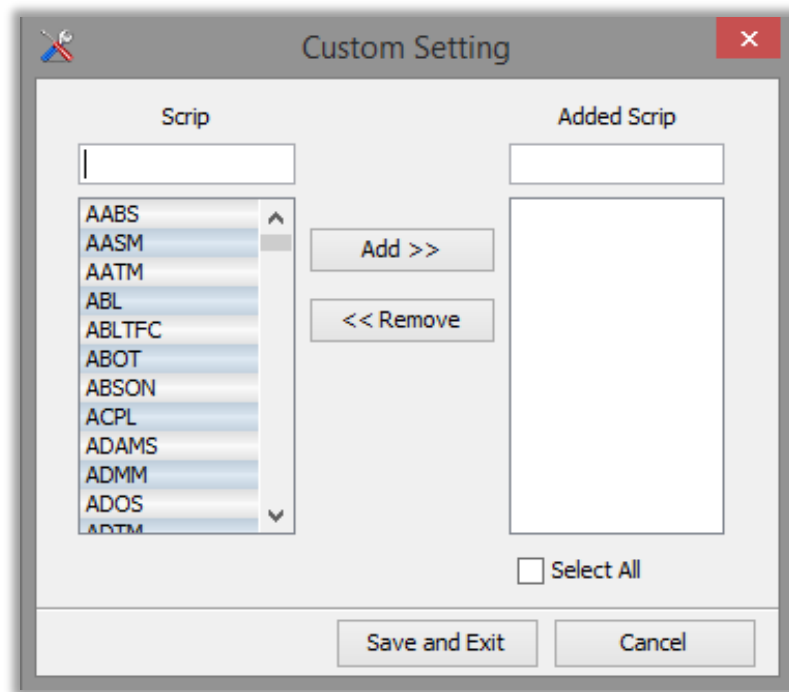
Mkt	Scrip	BVol	Buy	Sell	SVol	LastPrice	Change	%Change	Trade	Dir	LTrdTime	TotalVolume	Low
REG	ASTL					87.54	-1.20	-1.35	Trade	↗	16:29:48	190,000	87.40
REG	PIBTL					29.06	-0.41	-1.39	Trade	↘	16:29:40	3,490,500	29.00
REG	TRG					55.65	-1.98	-3.44	Trade	↗	16:29:59	13,999,000	55.28
REG	FCCL					43.90	-1.02	-2.27	Trade	↗	16:29:48	4,562,000	43.75
REG	NCL					72.04	0.00	0.00	Trade	↗	16:29:43	1,722,000	70.60
REG	AKBL					24.43	-0.08	-0.33	Trade	↘	16:29:58	1,164,000	24.35
REG	BOP					17.26	0.33	1.95	Trade	↗	16:29:50	15,696,000	16.97
REG	EPCL					24.14	-0.33	-1.35	Trade	↗	16:29:49	6,562,500	24.01
REG	ANL					8.84	0.62	7.54	Trade	↘	16:29:51	6,576,500	8.30

On the right side of the interface, there's a 'Market Depth By Price' window showing a table with columns for Flag, Volume, Buy, Sell, Volume, and Flag. The data in this window is as follows:

Flag	Volume	Buy	Sell	Volume	Flag
dc	1,500	87.50	87.52	3,500	dc
dc	500	87.50	87.75	1,000	dc
dc	1,500	87.40	88.00	500	dc
dc	5,000	87.40	88.00	1,500	dc
dc	500	87.40	88.10	500	dc
dc	1,000	87.31	88.20	500	dc
dc	10,000	87.30	88.29	2,500	dc
dc	10,000	87.25	88.30	1,000	dc
dc	10,000	87.20	88.60	500	dc
dc	10,000	87.12	88.88	500	dc

3.9.4 CUSTOM TICKER.

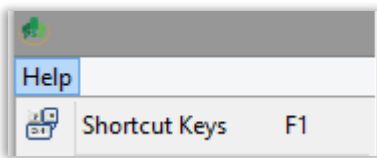
Using this 'Custom Ticker' Window can define specific symbols in Ticker through Custom Ticker option.



Field Name	Description
Custom Ticker	
Scrip	From this option Select or Type any ' Scrip ' to add scrip.

Added Scrip	From this option Select or Type any ' Added Scrip ' to remove from the added scrip list.
Add	Click ' Add ' button to add scrip in scrip list for Customize tickers.
Remove	Click ' Remove ' button to remove scrip in added scrip list for Customize tickers.
Save and exit	Click ' Save and Exit ' button to save all changes and exit from custom ticker form.
Cancel	Click ' Cancel ' button to cancel all changes.

3.10 HELP.

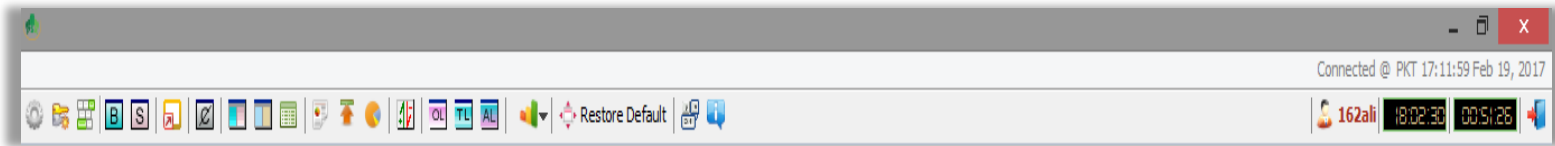



















3.10.1 SHORTCUT KEYS.





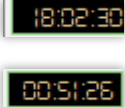

Shortcut Keys option will let the user know all the shortcuts of the application.


Window	Shortcut keys
About Trade Cast	Ctrl + A
Activity Log	Ctrl + F7
Buy	F4
Cancel Order	F11
Change Password	Alt + P
Change PIN	Alt + C
Detailed Quote	Ctrl + F4
Exposure Watch	F2
Graphs and Charts	Ctrl + G
Indices Summary	Ctrl + E
Leverage Buy	F7
Logout	Alt + F4
Market Depth By Order	Ctrl + F3
Market Depth By Price	Ctrl + F2
Message Window	Ctrl + F12
Outstanding Log	Ctrl + F5
Preferences	Ctrl + P
Restore Default Layout	Ctrl + R
Scrip Browse	F3
Sector Performance	Ctrl + S
Sell	F5
Shortcut Keys	F1
Short Sell	F8
Top 30 Movers	Ctrl + T
Trade Log	Ctrl + F6
Watches	F12

3.10.2 TOOLS.



Field Name	Description				
Tools Shortcut					
	Preferences		Change Password		Change Pin
	Buy		Sell		Short Sell
	Cancel Order		Market Depth By Price		Marker Depth by Order
	Detailed Quote		Scrip Browse		Top 30 Movers
	Sector Performance		Exposure Watch		Outstanding Log
	Trade Log		Activity Log		Graphs and Charts

 Restore Default	Restore Default window		Shortcut Keys		About TradeCast
 162ali	User ID		Current Time and logging time duration		Log Out



4. MOBILE TRADING APPLICATION...

CATALYST IT SOLUTIONS

MOBILE TRADING APPLICATION

4.1 INTRODUCTION

Tick is mobile version of TradeCast client which is developed for android phones. Brokers can now be able to trade through their Smartphone with ease. The detailed information about the features of Tick is described below.

4.2 INSTALLATION PROCEDURE.

From your Smartphone, open Play Store / App Store and enter the Kits Mobile App in search bar. Download the app and run it.



5. GETTING STARTED...

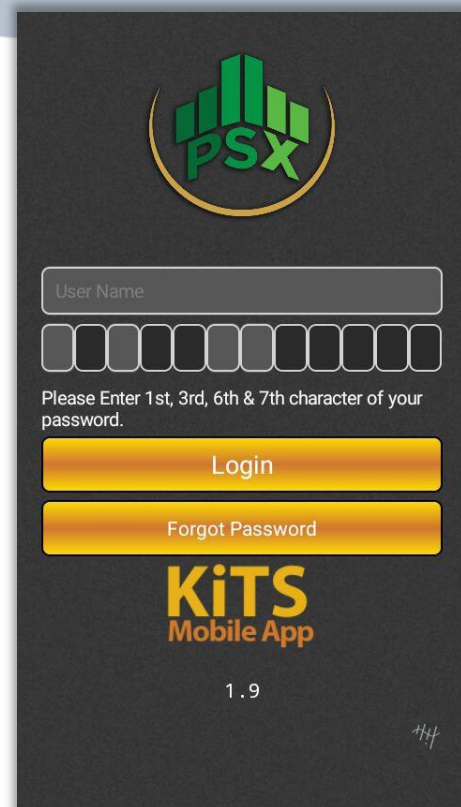
CATALYST IT SOLUTIONS

GETTING STARTED...

This section will let you know about the login window.

5.1 LOGIN WINDOW.

Field Name	Description
Login Window	
User Name	From this option Registered ' User Name ' type here.
Password	From this option Registered user name's ' Password ' type here.
Login	Click Login . User Profile will be displayed, along with your Name on the screen.
Forgot Password	Click ' Forgot password ' if you do not remember your password.





6. USING THE SYSTEM...

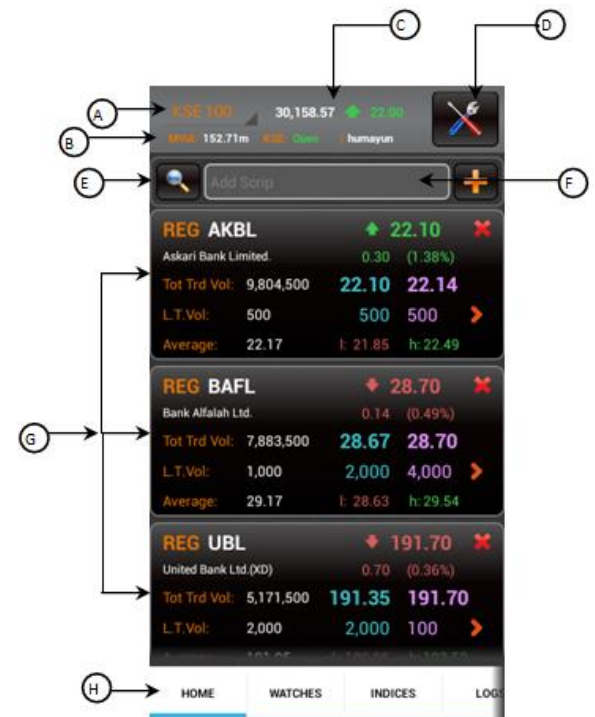
CATALYST IT SOLUTIONS

6.1 USING THE SYSTEM.

6.1.1 MAIN WINDOW.

Using the 'Home' option, can view market watch, Indices, market status, Setting button, scrip searching and tab bar.

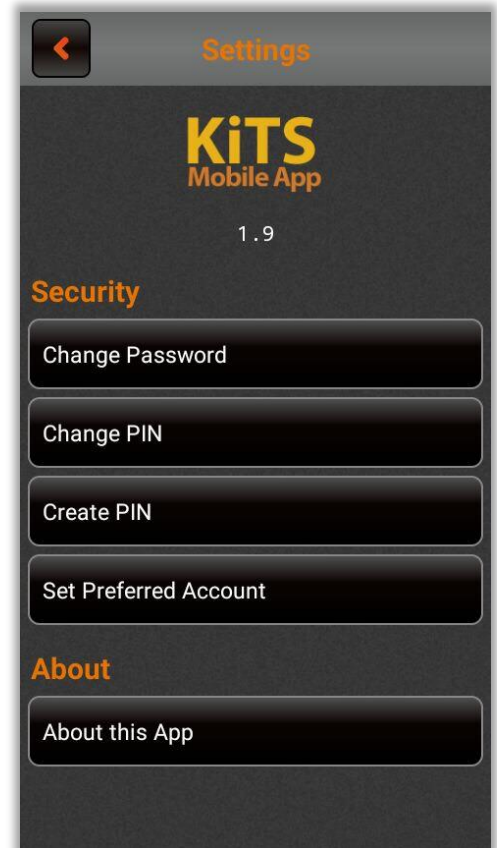
Field Name	Description
Main Window	
A	From this option select index to view.
B	From this option shows market volume, market status and logged in user name.
C	From this option show selected index current value.
D	Click on this option open app setting window.
E	Click on this option open Scrip Search window.
F	Click on this option add scrip on your market watch.
G	Shows market watch window.
H	From this option select navigation tabs.



6.1.2 SETTING.

Using the 'Setting' option, can change password, Change PIN, Create PIN and set Preferred Account.

Field Name	Description
Setting	
Change Password	From this option select ' Change Password ' can open change password window for change your current password.
Change PIN	From this option select ' Change PIN ' can open change PIN window for change your current PIN.
Create PIN	From this option select ' Create PIN ' can open Create PIN window for Create PIN
Set Preferred Account	From this option select ' Set Preferred Account ' can open Set Preferred Account Window.
About this Application	From this option select ' About this Application ' can open About this Application window.



1. CHANGE PASSWORD

Using the 'Change Password Window' option, Change your Registered User Password.

Field Name	Description
Change Password	
Current Password	Enter the Current User Password.
New Password	Enter ' New password ', new password must contain alpha numeric characters with the length of eight to twelve characters.
Confirm Password	Enter new password again to confirm 'Change password', new password and confirm password also matched.
OK	Click ' OK ' button to change your User password.

Change Password

Current Password

New Password

Confirm Password

New Password must contain eight to twelve alpha numeric characters.

KiTS
Mobile App

1.9

Ok

2. Change PIN Window.

Using the 'Change PIN Window' option, you can change your registered user PIN, the length of new PIN must be four digits, Change PIN window option also provide forgot PIN Option,.

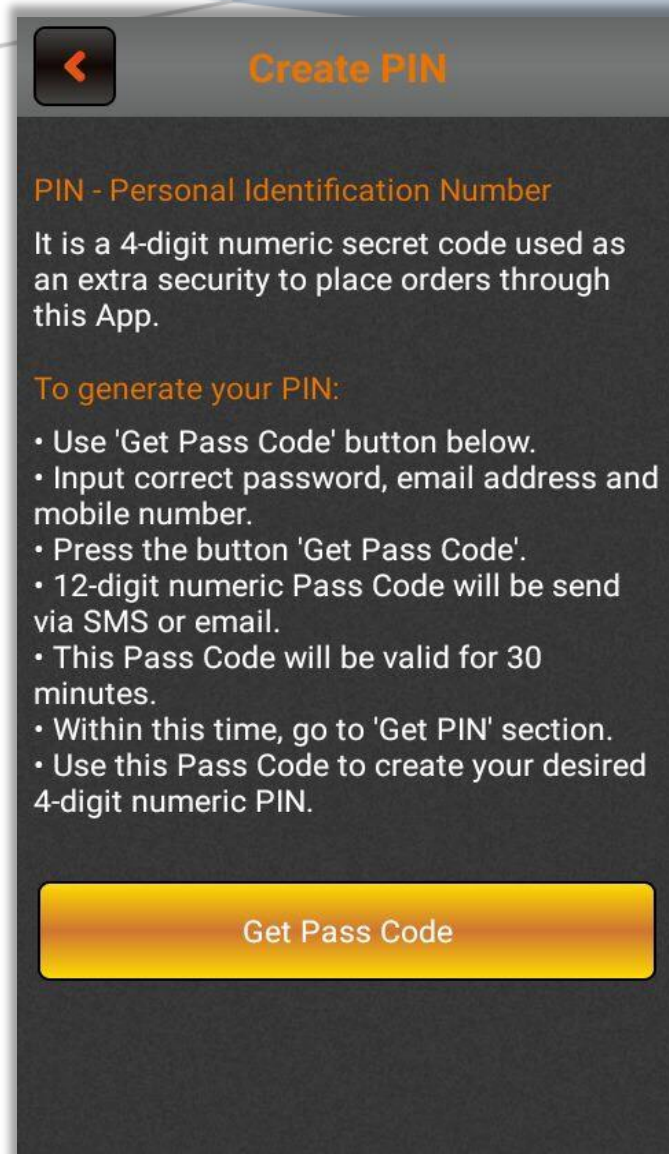
Field Name	Description
Change Pin	
Password	Enter the Current User Password.
Old pin	Enter old pin.
New Pin	Enter new PIN, new PIN must be four digits.
Confirm Pin	Enter Confirm PIN again to confirm change PIN, new PIN and confirm PIN should also matched.
OK	Click 'OK' button to change your User PIN.

The screenshot shows the 'Change PIN' interface. It features a back arrow in the top left corner. The title 'Change PIN' is displayed in orange. There are four text input fields: 'Password', 'Old PIN', 'New PIN', and 'Confirm PIN'. Below these fields, a red error message states 'PIN must be four digits long.' The bottom of the screen displays the 'KiTS Mobile App' logo, the version number '1.9', and a prominent yellow 'Ok' button.

3. Create PIN Window.

➤ **New User**

Using the 'New User' window, you can view the instructions for creating the PIN. By clicking the button of 'Get Pass Code' you will proceed to 'Get Pass Code' window.

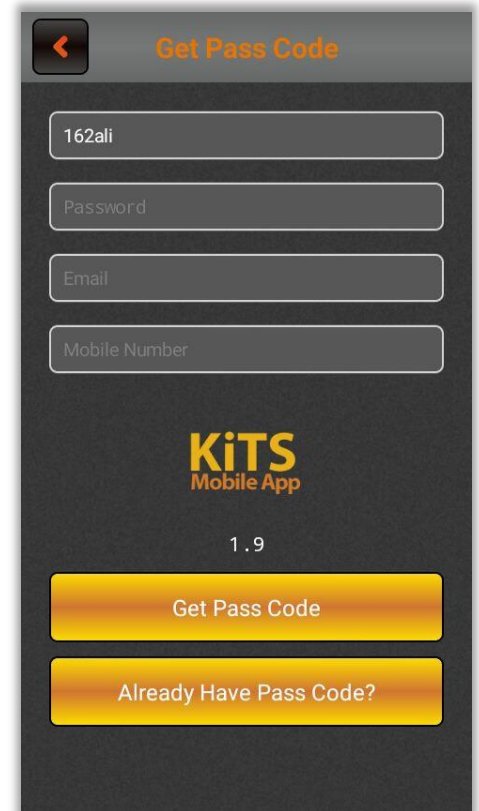


➤ **Get Pass Code**

Using the 'Get Pass Code' window, you can enter Password, registered Email and registered Mobile No then click on 'Send me my Pass Code' button. From this form, Password, Email and Mobile No will be validated. After validation, a Pass Code will be received on registered Email and registered Mobile No.

After receiving Pass Code click on 'Already have Pass Code' option, it will proceed to 'Create PIN' window.

Field Name	Description
Get Pass Code	
User ID	From this option view current logged in user.
Password	From this option enter password for logged in user.
Email	From this option enter registered email for the current user.
Mobile number	From this option enter registered mobile number for the current user.
Get Pass Code	Click ' Get Pass Code ' button to Generate auto pass code and send pass code on registered email.
Already Have Pass Code?	Click on ' Already have Pass Code? ' option, it will proceed to 'Create PIN' window.



➤ **Create PIN**

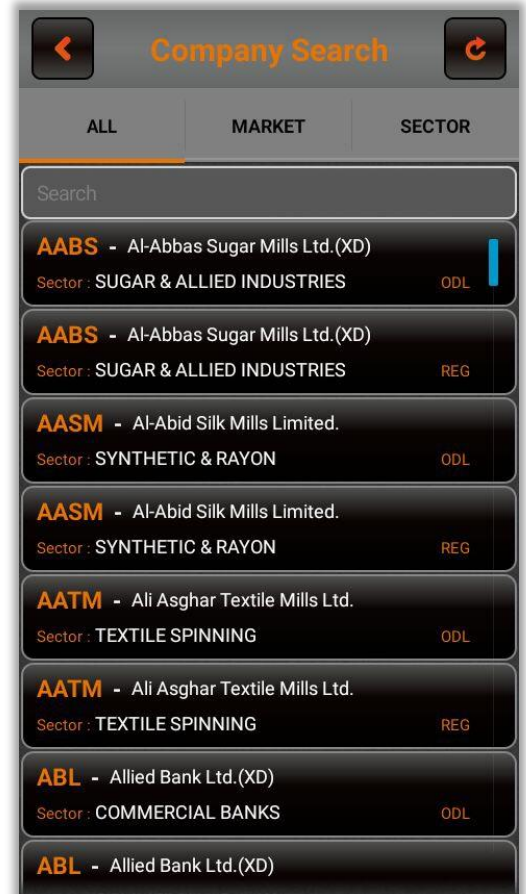
Using the 'Create PIN' window, you can enter received Pass Code, New PIN and Confirm PIN. Confirm Pin and New Pin will be matched. After complete entries click on 'Submit' button to create PIN Code. 'Don't have Pass Code?' option will re-direct to 'Get Pass Code' Window.

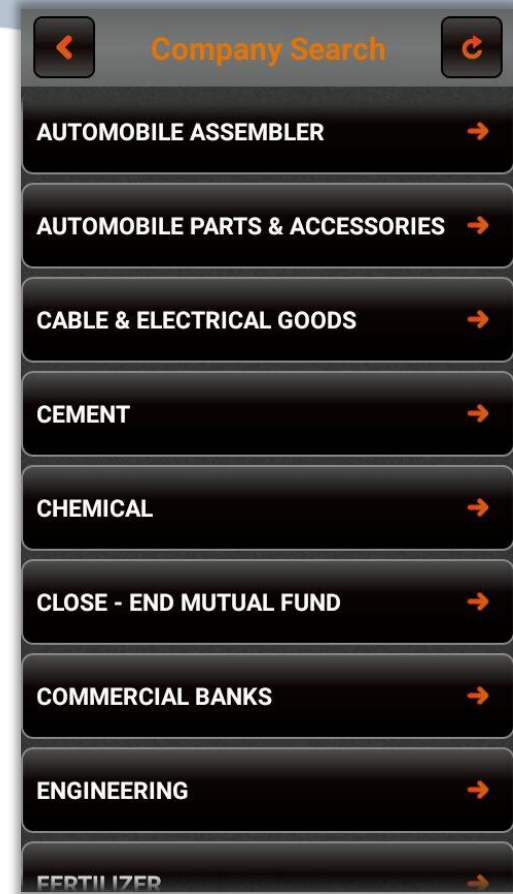
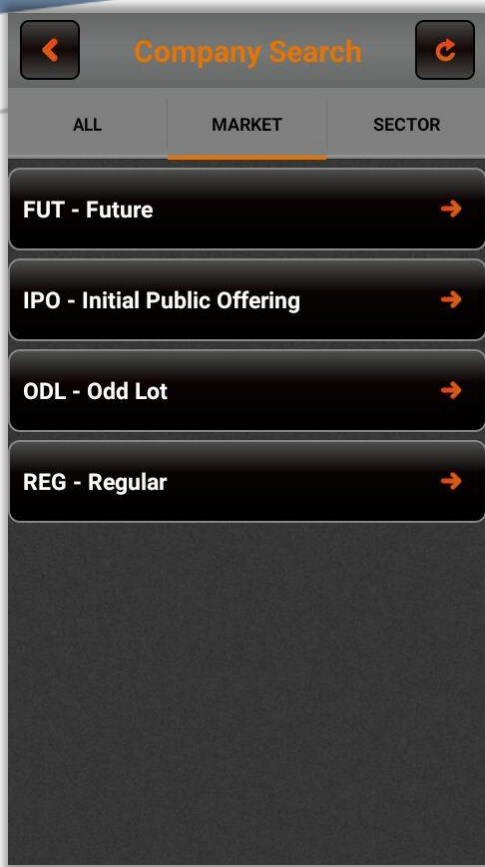
Field Name	Description
Create Pin	
Pass Code	From this option enter Pass code that is received in email.
New Pin	Enter new PIN, new PIN must be four digits.
Confirm Pin	Enter PIN again to confirm change PIN. New PIN and confirm PIN must also match.
Submit	Click ' Submit button to create new pin.

6.1.3 COMPANY SEARCH.

Using the 'Company Search' window, by clicking on search option, the following screen will appear. This window contains list of all companies along their symbols. You can search with respect to market or sector.

Field Name	Description
Company Search (All)	
All	From this option can search all companies.





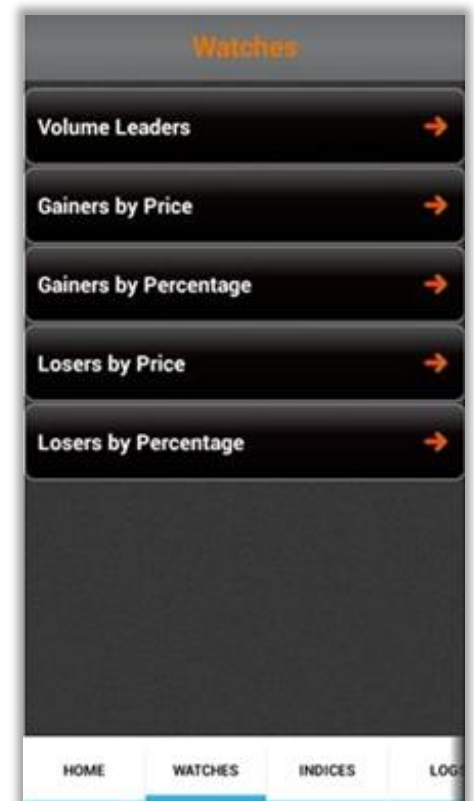
Field Name	Description
Company Search (Market)	
Market	From this option can search companies for selected market.

Field Name	Description
Company Search (Sector)	
Sector	From this option can search companies for selected sector.

6.1.4 WATCHES.

Using the 'Watches' window, can view scrip volume Leaders, Gainers by Price, Gainers by Percentage, Loser by Price and Loser by Percentage.

Field Name	Description
Watches	
Volume Leaders	From this option select ' Volume Leader ' can open Volume Leader window for view scrip by volume leader.
Gainers by Price	From this option select ' Gainers by price ' can open Gainers by Price window for view scrip Gainers by price.
Gainers by Percentage	From this option select ' Gainers by Percentage ' can open Gainers by Percentage window for view scrip Gainers by Percentage.
Loser by Price	From this option select ' Loser by price ' can open Loser by Price window for view scrip Loser by price.
Loser by Percentage	From this option select ' Loser by Percentage ' can open Loser by Percentage window for view scrip Loser by Percentage.



1. Volume Leaders.

Field Name	Description
Volume Leaders	
A	From this option view Name of current tab appearing on the screen
B	From this option, list of symbols that are on top according to market volume.



2. Gainers by Price.

Field Name	Description
Gainers by Price	
A	From this option view Name of current tab appearing on the screen
B	From this option, list of symbols that are on top according to price.



3. Gainers by Percentage.

Field Name	Description
Gainers by Percentage	
A	From this option view Name of current tab appearing on the screen
B	From this option, list of symbols that are on top according to percentage.



4. Loser by Price.

Field Name	Description
Loser by Price	
A	From this option view Name of current tab appearing on the screen
B	From this option, list of symbols that are on Bottom according to price.



5. Loser by Percentage.

Field Name	Description
Loser by Percentage	
A	From this option view Name of current tab appearing on the screen
B	From this option, list of symbols that are on Bottom according to percentage.



6.1.5 INDICES.

Using this 'Indices' window displays details of market position according to indices.

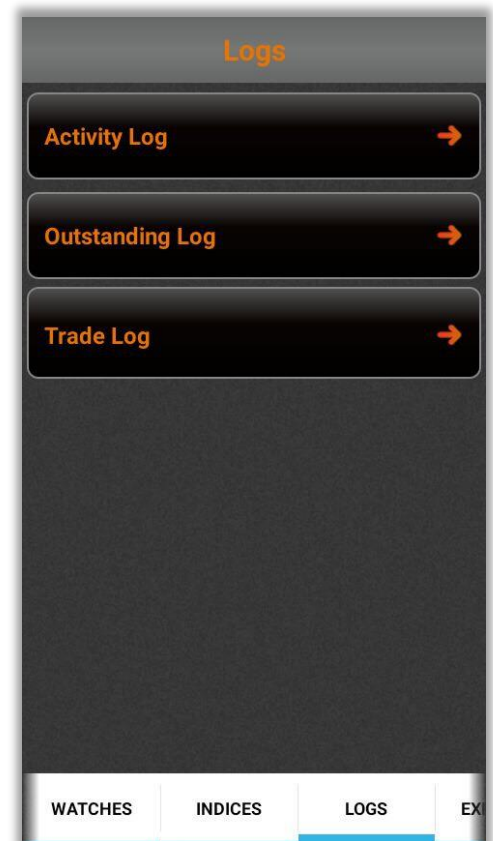
The screenshot displays a mobile application interface titled "KSE Indices". It lists four market indices with their current values, volume, and value, along with their high and low values and percentage changes. The interface has a dark theme with orange and green accents. At the bottom, there is a navigation bar with four tabs: HOME, WATCHES, INDICES (which is highlighted), and LOGS.

Index	Current Value	Change	Change %	Volume	Value	High	Low
KSE100	30,158.99	↑ 22.42	(0.07%)	110.24m	5,060.40m	30,191.74	30,047.01
KSE30	20,755.66	↓ 10.58	(0.05%)	43.69m	3,556.08m	20,800.58	20,676.15
KMI30	49,245.33	↑ 138.12	(0.28%)	32.32m	2,569.29m	49,257.81	49,037.63
ALLSHR	22,084.65	↑ 19.54	(0.09%)	152.79m	6,695.88m	22,106.05	22,013.91

6.1.6 LOGS.

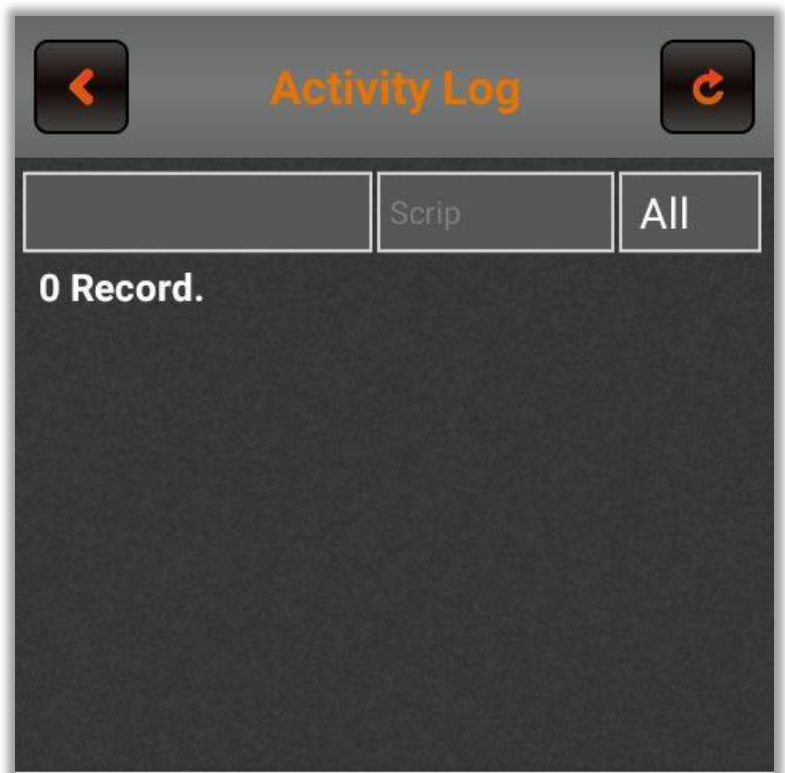
Using this 'Logs' window displays Activity Log, outstanding Log and trade logs of orders placed by the user.

Field Name	Description
Watches	
Activity Log	From this option select ' Activity Log ' can open Activity log window for view trader Activity.
Outstanding Log	From this option select ' Outstanding Log ' can open outstanding log window for view orders which are placed in the market but not yet traded.
Trade Log	From this option select ' Trade Log ' can open trade log window for view orders which are executed in the market



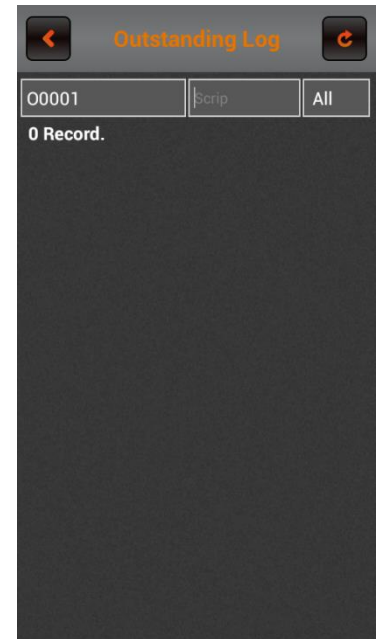
1. Activity Log.

Using this 'Activity Log' Window contains the activity performed by Trader. Select Account, scrip name and Buy / Sell to search for the order.



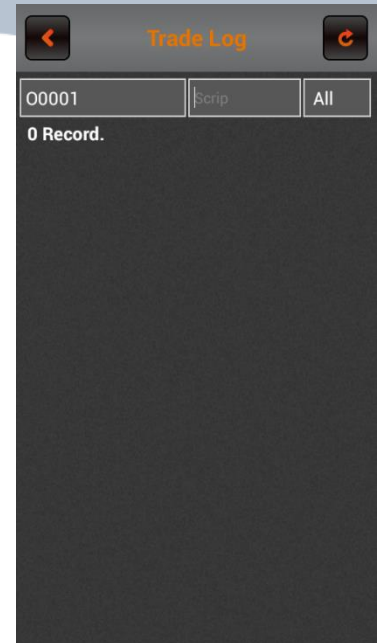
2. Outstanding Log.

Using this 'Outstanding Log' Window All the orders that are placed in queue to be traded are displayed in this log window. Select account, scrip name and Buy / Sell to search for the order.



3. Trade Log.

Using this 'Trade Log' Window All the orders that have been traded are displayed in this log window. Select account, scrip name and Buy / Sell to search for the order.



6.1.7 LOGOUT.

Using the 'Logout' option, the one can logout from the Kits Mobile App. If 'Yes' is pressed, then the user will logged out. If 'No' is pressed, the user will remain logged in.

